


PHOTONICS WEST. SHOW DAILY

Extreme Light Infrastructure

Page 7



How four startups made it: founders are resilient and know their customers

The first time Supriya Jaiswal paid payroll tax for her new company, the state of California slapped her with a \$1000 penalty — for not paying. She had a receipt, but the state insisted she still owed the fee. She later enlisted the help of a tax advocate. But after a year of headaches, hassles, and fighting, it turned out that the penalty was issued because Jaiswal didn't pay the tax during

the right time of day, violating a relatively trivial rule.

For Jaiswal, CEO of Astrileux Corp., a semiconductor company that she launched in 2015, that was just one of many mistakes, challenges, and setbacks she encountered while building her startup. She was one of four startup founders who urged entrepreneurs to listen to customers and to be resilient,

answering audience questions during a panel discussion at Photonics West on Monday.

The four panelists represented rare success stories. According to the common refrain, nine out of 10 startups fail.

"The first word of caution is that doing a startup is sexy, but it does come with quite a few lashes," said Bernardo Cordovez, president and founder of Optofluidics, a particle analysis company that he started in 2010. "In these six years, I probably made every mistake in the book."

Indeed, one of the main messages from the discussion is that mistakes are inevitable. But you must learn from them. For example, when Manuel Aschwanden was starting his company, Optotune, which makes focus-tunable lenses, he misjudged the market. He was trying to use his technology for lighting applications, an industry with a billion-dollar market. But he discovered that companies didn't think the technology was worth the money.

"Our mistake was we talked more with technologists of the companies," Aschwanden said.

The lesson was repeated throughout the discussion: talk to customers. Only potential customers will know whether your technology or product is really worthwhile.

"If everyone says it's a great thing, but no one puts money on the table, then maybe it's not so great," Aschwanden said.

That's one main challenge especially for academics considering a startup. Just

continued on page 03

DON'T MISS THESE EVENTS TODAY.

LASE PLENARY SESSION

(10:20-12:30 AM, Room 103, South)
Karsten Danzmann, Max-Planck Institute
Alberto Piqué, US Naval Research Lab
Hakaru Mizoguchi, Gigaphoton

INDUSTRY EVENTS

3D PRINTING PANEL

(8-10 AM, Room 103, South)

SITAC OPEN MEETING

(9:30-11:30 AM, Room 102, South)

SPIE JOB FAIR

(10 AM-5 PM, South Exhibit Hall)

EXECUTIVE CHALLENGES PANEL

(1:30-2:30 PM, Room 103, South)

LASER MATERIAL PROCESSING WORKSHOP

(1:30-3 PM, Room 102, South)

EXPORT LAWS WORKSHOP

(3-4 PM, Room 102, South)

SPIE STARTUP CHALLENGE FINALS

(3:30-6 PM, Room 103, South)


PRISM AWARDS CEREMONY

(6-10 PM, Marriott. Tickets required)

See the technical program and exhibition guide for more details on daily events. Conference registration may be required. Industry events are open to all registration categories, except where noted. Read daily news reports from Photonics West online: spie.org/PWnews

IN THIS ISSUE.

- 15 Zeev Zalevsky interview
- 21 Eric Mottay interview
- 25 EUV lithography



Arun Chhabra (inset) of 8tree moderated the startup panel of founders from Optotune, Optofluidics, Astrileux, and M Squared Lasers. Photo: Adam Resnick



The Optical
Engineering Experts™

"WE SOLVED IT TOGETHER."

Thirty-five years of service in the optics industry have given us a proven track record of solving our clients' problems. Our engineers adapt quickly to your organizational culture and work together with your team to help you achieve technical and commercial product success.

Learn what we have planned for the next 35. Visit us at booth 2323.



CELEBRATING
35 YEARS



World's Largest Inventory of Optical Components



Edmund
75 YEARS OF OPTICS

OPTICS ENABLING ADVANCED DIAGNOSTICS



Stephan Briggs
Biomedical Engineer & Diagnostics Expert

Come celebrate our **75th ANNIVERSARY** at **Booth 1612** | **SPIE. PHOTONICS WEST**

- **Daily Technical Presentations @**
10:30, 11:30, 1:30, & 2:30
- **Happy Hour @ 4-5 pm**
Tues. & Wed. (Beer Included)



- Hands-On **Optics Demonstrations**
- Come see our original restored
1949 Dodge Panel Truck



www.edmundoptics.com/pw17

Startups

continued from page 01

because your idea is garnering a lot of intellectual interest, that doesn't mean it can be translated into something marketable — or even useful beyond your immediate group of specialists. We live in bubbles, Cordovez noted.

The right approach isn't to simply find an application for your expertise, Jaiswal said. You have to learn the market and understand the problems that people have and what kind of technology could offer solutions.

"In my mind, there's only one person that you need to advise you," she said. "And that is the customer." Customers are the ones who can take your idea to the market and be your champion.

Then you have to sell. "As scientists we think we need to have a proof-of-principle first," she said. "Honestly, I tell you that's not true. You just have to have the ability to sell your product."

Building a startup team

But as you're developing your idea, the other crucial question is how to build your early team. For Jaiswal, that depends on what you're selling.

If you're selling technology, as she does, you want the experienced and brilliant scientist or engineer. It's your job as the CEO to sell and publicize. But if you're selling software, for example, then she recommends you target someone who can pitch.

In those early days, though, sometimes you just need partners who share your vision. After all, those who like what they're doing tend to be really good at it.

"You've got to find people at the start who are very passionate over what you're going to do," said Graeme Malcolm, CEO and founder of M Squared Lasers, his second startup. "It's going to be a long, bumpy journey."

Cordovez agrees. "The last thing you want from the beginning is a disgruntled founder. That's very toxic," he said. "Everyone has to be on the same page."

VC and other funding

Then, of course, there's funding. Aschwanden opted for the bootstrap approach. But Jaiswal suggests you consider non-dilutive

uncertain, you don't want to give away too much of your company to venture capitalists, Jaiswal said.

But while you may not want to take venture capital too early, research grants have pitfalls, too, Aschwanden said. They may distract you from your goal, occupying your time with tasks like writing reports rather than building a product you can sell.

"One way to think about venture capital is that it's scale-up capital," Cordovez said. Non-dilutive funding helps you develop your idea and understand your customers. Once you have that set, you can seek venture capital to scale up your technology or product.

Being the best you can be

The ultimate message was, as in life, be resilient.

"You're going to be wrong and people will say no," Cordovez said. "And it's OK." You have to keep reinventing yourself, and at every point in the process, get feedback and act on it.

There's no end to the difficulties and the times when you're going to be burying your



Manuel Aschwanden (left) of Optotune with Bernardo Cordovez of Optofluidics. Photo: Adam Resnick

head and wondering why you're doing this, Jaiswal said. "At the end of the day, you have to be brave," she said. You have to push your limits in every way, in financial innovation, recruitment, and commercialization strategy. Pursuing a startup, she said, "helps you know what you are truly capable of. It helps you be the best you can be."

Despite the rough road, none of the panelists expressed regrets. "It's an incredible thing to do, to build a business," said Malcolm, who also started Microlase Optical Systems before M Squared Lasers. You can work with great people, follow your own course, and craft and build things. And in the increasingly globalized technology industry, you can make friends from around the world.

A startup could be your opportunity to contribute to society. Life is short, Jaiswal said. "With that time I want to do something really useful. I just want to advance the state of civilization in a way that really takes us toward the future."

MARCUS WOO



Supriya Jaiswal of Astrileux (left) and Graeme Malcolm of M Squared Lasers answer audience questions. Photo: Adam Resnick

tive funding sources, such as crowdfunding or grants. These sources give you cash without forcing you to sacrifice equity.

Especially during the first couple of years, which are the most critical and

Problems and paradoxes: optics and lung disease

During Saturday's BIOS program, lung disease experts made a strong and concerted plea for better non-invasive optical biopsy techniques to aid in earlier diagnosis of pulmonary fibrosis.

The disease, which strikes about a million people worldwide every year and an estimated 100,000 in the US alone, took center stage in a well-attended session and panel session.

Under the title "Joining Forces," medical and optics experts illustrated the complexity of research and diagnosis of such a large and intricate human organ. All five speakers were united in appealing for rapid work on optical techniques to offset risky surgical biopsies.

Melissa Suter, an optical engineer at Massachusetts General Hospital (MGH), said, "It's clear from the session today that a collaborative effort is needed by the clin-

ical side and optical engineers to develop new tools to make an impact on early diagnosis in pulmonary medicine." With an illustrated account of a pilot clinical study using optical coherence tomography with a mouse model to examine lung disease, she drove home the advantages of looking at the lung with non-invasive techniques that work. "Yes, we can do this," Suter said.

Her colleague, Lida Hariri, a medical doctor specializing in pulmonary pathology but also an optical engineer at MGH, added, "There's a clear clinical need for new diagnostic and monitoring methods for lung diseases such as pulmonary fibrosis. We think there's a real potential for optical imaging modalities to meet this critical need, and to provide patients with lower-risk methods for diagnosis and disease monitoring."

Anthony Lee, a staff scientist at the British Columbia Cancer Agency Research Centre in Vancouver, Canada, added: "Optical technology is great for looking at the lung, and we are just at the beginning of exploring what possibilities these technologies can be applied to."

All the panelists, Lee said, "are trying to minimize risks for diagnostic procedures, with less invasive methods, ones that do not require surgery."

However, a note of caution was sounded by Harold Collard, of the University of California, San Francisco. "Our current approach to diagnosis in pulmonary fibrosis remains limited," he said, "and we need better, less invasive, possibly optical diagnostic approaches to improve patient care and to get a more accurate diagnosis. It's a challenge. Getting tissue is risky. But our diagnostic options are limited and all have risks. We need better, safer approaches. Optical diagnostics is worth looking at more vigorously and comprehensively."

David Sampson, from the Univer-

sity of Western Australia in Perth, expanded those options to include optical elastography. "Elastography is fertile ground for the future of lung and airway basic research," he said. He described "problems and paradoxes" in the imaging required to make a diagnosis. "We need both high resolution and contrast in a very large organ," he said. "It's like needing to see the whole football field, and not just one stripe; and doing that in high resolution."

However, Hariri, of MGH, responded: "A biopsy is not diagnosed in a vacuum. We need to know what is going on from a clinical perspective. You don't just stick a probe in and hope for the best. You go over the areas that look a little funny. You don't have to image every airway to get good reliable data."

She said physicians always struggle with the risks, asking: "How can we minimize the amount of tissue we are taking out, and not just look at the tissue but look at the *in vivo* information as well?"

FORD BURKHART

‘Big lasers’ near completion as NIF ramps shot rate

Two of the largest laser projects in Europe are nearing completion, heard a Photonics West conference on Monday. At the Laser Megajoule (LMJ) facility in France, where a petawatt-scale beamline is under construction, the latest laser bundle has just been commissioned, while all the main structures in the laser bays have now been assembled.

Representing the giant laser fusion project, Marc Nicolaizeau told the High Power Lasers for Fusion Research conference that three new tools for target diagnostics were now in service, and that although there is a lot more assembly work to do, LMJ performance was so far meeting requirements and matching

simulations well.

Over the past two years, with its first laser bundles in place, the facility has completed 90 shots. The shot-to-shot cycle time and shift patterns at the LMJ site mean that one shot per day is now possible. By the end of this year, the two laser bundles currently operating should be extended to five, providing lots more energy to fire at the gold hohlraum target.

Meanwhile at the 192-beam National Ignition Facility (NIF) in California, the dedicated “campaign” to generate fusion with ignition may be over, but the annual shot rate at the giant facility has jumped from just under 200 shots in 2014 to more than 400 currently.

Mark Bowers from Lawrence Livermore National Laboratory (LLNL), which houses NIF, told delegates that the rate at which useful science is being done with the laser has increased significantly, with the NIF team making a successful transition to becoming a user facility, rather than one focused on its own science projects.

The laser pulses produced by the highly energetic NIF beam typically deliver around 1.8 MJ to the target chamber, enabling some unprecedented physics research to be carried out. Meanwhile, the NIF team has installed its own optical fiber drawing tower to make custom fibers, and added a new petawatt-class beam in the form of the Advanced Radiographic Capability (ARC) that is able to probe cold materials at extraordinarily high pressures.

Another team at LLNL is busy completing the high-repetition-rate advanced

petawatt laser system (HAPLS), which is due to be shipped to the first of the Extreme Light Infrastructure (ELI) projects – “ELI Beamlines” near Prague – later this year. Georg Korn from ELI Beamlines said that the first experiments at the new facility, built with European structural funding usually reserved for roads and bridges, will begin at the start of 2018.

The HAPLS beamline will become the “workhorse” of the user facility, providing petawatt-level pulses at an unprecedented repetition rate. Although some screeching material on the top floor of the ELI Beamlines building has had to be replaced due to problems with vibrations, user workshops are already underway ahead of those first experiments, which will take place in what Korn described as an “excellent building.”

See feature on ELI-ALPS page 7.

MIKE HATCHER

ARIZONA TEAM HAS OPTICAL COMPUTER IN THE WORKS

A new, powerful world of photonics-based computing – with as many as a million wavelength channels – lies in a distant future.

And the groundwork, including fabrication and imagination, is under way at the University of Arizona, said Nasser Peyghambarian in a keynote address on Tuesday for the Quantum Sensing and Nano Electronics and Photonics conference.

Peyghambarian, from Arizona’s College of Optical Sciences, described what’s new and what’s ahead with high-performance computers based on photonic chips that are able to move data much faster than electronic ones.

He collaborates with Mark Neifeld, of the UA, and the US Office of Naval Research scientist Ravi Athalie on ways to use lasers to eventually replace conventional electronics.

Going beyond the 10 nanometer semiconductor industry “node” is essential, Peyghambarian said, to keep increasing computational power. “Everything is becoming saturated, and we need new technology. One approach is to ‘go optical.’ You can bring in 1 million wavelengths, each with a different channel. Just think about a million wavelengths for multiplexing.”

While current state-of-the-art de-

signs feature multi-core fibers with 144 cores, he thinks that in the distant future there could be as many as 10,000 cores in a single fiber.

The multi-core fiber fabrication is taking place in labs at the University of Arizona. “Our experiments are still under way,” he said, “We are getting close but we are not there yet.”

FORD BURKHART

US Army ready for 60 kW laser weapon

High-energy laser weapon systems of the order of tens and even hundreds of kilowatts power are rapidly moving from prototype demonstrations into fully-fielded systems for military environments.

Mark Neice, executive director of the US Directed Energy Professional Society and a former US Air Force Colonel, Monday told the several-hundred-strong crowd at Pennwell’s Lasers & Photonics Marketplace event, “The Department of Defense is interested in the opportunities presented by high-power directed energy systems, whether they are high-energy lasers or high-power RF systems. The DoD is always interested in kilowatt-class lasers.”

At a conference when the emphasis is more typically on civilian applications, Neice joked, “the defense sector’s aims are not that different from that of industry: we are looking at high-precision materials processing – in the area of cutting and welding – but at a distance of several kilometers rather than millimeters.

“Operational issues are similar: beam control, power quality, efficiency. But the differences are that the military must compensate for the atmosphere, targets are usually very dynamic, and they tend not to be cooperative.”

Neice’s talk followed a forecast saying that the cost of obtaining power from laser diodes may be going down to a couple of dollars per watt. “As that will benefit industry it is also of great interest to the defense industry,” he said.

Neice described the latest military-focused, high-energy laser projects: the Joint High Power Solid-State Laser, a 100 kW-class diode-pumped development with Northrop Grumman that has actually achieved 105 kW output; the Robust Electric Laser Initiative, resulting in “TRL5” laser sources with military size, weight and power; and Advanced Beam Control for Locating & Engagement, which achieved effective beam control subsystems for military platforms.



The US Army is set to take delivery of a 60 kW laser for its High Energy Laser Mobile Test Truck next week. Photo: US Army.

He also revealed that in just a week or so the US Army will take delivery of the first 60 kW laser source, following the High Energy Laser Mobile Test Truck (HELMTT) project. This source, developed by Lockheed Martin, will be mounted on a truck.

“HELMTT is an outgrowth of their Robust Electric Laser system. It’s currently undergoing its final testing and will be delivered to the Army, next week, in

Huntsville, Alabama,” he said.

“Previously the Army has demonstrated a 10 kW mobile laser weapon system and 60 kW is not the ultimate goal,” Neice added. “It’s designed to counter UAS (unmanned aerial systems). The laser system is designed for defensive rather than aggressive purposes. The power source will be the truck’s own engine, with a super-charging capability for firing in burst mode.”

MATTHEW PEACH



TRIOPTICS

See the Difference.

NEW Product

ImageMaster[®] VR

Measurement Solutions for **Virtual Reality Optics**

- Measurement parameters:
 - MTF
 - Veiling glare index
 - Distortion
 - Chromatic aberrations (RGB)
- Measurement with high contrast, programmable target generator
- Simulation of human eye movement in eyebox



Visit us at
Photonics West
Booth #1907

www.trioptics.com

FISBA Innovators in Photonics

**Smallest
micro camera**
**Miniaturized
laser modules**
**Molded
aspheres**

FISBA FIScam™
1.6/1.95 mm diameter
Integrated, circular illumination
Most common application:
Life Sciences

FISBA RGBeam™
Miniaturized laser modules
Luminous flux of >20 lm
Most common application:
Life Sciences

PML and IR Lenses
2.5–50 mm diameter
Swiss reliability
Most common applications:
Defense & Life Sciences

**Customized Optical
Components, Systems
and Microsystems**

Swiss precision, U.S. experts.

www.fisba.com | Booth 2330, South Hall

ELI: the blazing ambition lighting up eastern Europe

Europe's Extreme Light Infrastructure is poised to unleash laser pulses with unprecedented scientific utility. Is the world ready, asks Rebecca Pool.

Ever wanted to follow charge migration through molecules with absolute clarity? Struggling to understand how radiation damages DNA causing mutation in next-generation cells? Maybe you're desperate to discover how the universe's most complex polyaromatic hydrocarbons break, release energy and ultimately form life? These and many more mind-blowing mysteries are set to be solved when a new attosecond laser facility in Hungary comes online.

In 2005, the European Strategy Forum on Scientific Research Infrastructures gave the go-ahead for what is widely considered to be the most ambitious laser project in years. The various Extreme Light Infrastructure (ELI) sites will investigate light-matter interactions at the highest laser intensities and on ultrashort timescales, via four massive laser facilities.

The ELI Beamlines facility, in the Czech Republic, is poised to provide trains of ultrashort laser pulses of a few femtoseconds duration, up to 10 PW, while the site in Romania will focus on nuclear physics, hosting two 10 PW ultrashort pulse lasers delivering intensities to 10^{24} W cm⁻² and an intense, brilliant, tunable gamma-ray beam.

A third, ambitious, Ultrahigh Field facility will astound physicists with its 100 PW laser that provides intensities beyond

10^{25} W cm⁻² on par with power received by the Earth from the sun focused onto a pin tip.

Attosecond science

But for attosecond scientists around the world, it is the ELI-ALPS (Attosecond Light Pulse Source) facility in Hungary, with its myriad ultrafast, powerful light pulses, that holds the most excitement. First experiments will commence in 2017, and Dr Franck Lépine, leader of the Attosecond and Strong Field Science group at ELI-ALPS and researcher at the CNRS Institut Lumière Matière, Lyon, can barely wait.

"Attosecond science is one of the most important research fields in photo-physics today, as using these pulses we can observe electron dynamics in real-time on attosecond- and Angstrom length-scales," he says. "Yes, several labs around the world already have attosecond sources but we will have

light source parameters and properties which are beyond what already exists in most laboratories."

As Lépine points out, existing sources usually provide extreme ultraviolet light at repetition rates of around 1 kHz, but ELI will deliver blisteringly high 100 kHz repetition rates. "We will be able to carry out much faster and more sophisticated experiments," he says. "And researchers will be able to perform experiments they cannot even think about in their own laboratory."

Attosecond molecular dynamics is a growing field of research, with the prompt

ionization of molecules by an attosecond pulse inducing charge migration across a molecular structure on attosecond to few-femtosecond timescales.

Observing such charge dynamics helps researchers to understand how electronic behavior determines molecular pathways and, ultimately, the chemical reactions that lead to more complex structures. But as Lépine asserts: "While we can do this in our laboratories right now, laser stability, repetition rates and photon numbers are limited, so we can only work with simple molecules."

continued on page 09



Florian Just and Steffen Hädrich, from Jena's Active Fiber Systems, with an ultrafast laser that will be used as one of the sources at the ELI-ALPS facility in Hungary. © Walter Oettel, Fraunhofer IOF



Creating Your Visions
with Light.
SHARING EXCELLENCE

Productivity & Quality for Industry

Jenoptik combines its core technologies in lasers, optics, microoptics and opto-electronics to enable precise laser material processing and sensor applications.

Visit us in South Hall, Booth #1323.

www.jenoptik.com





JOIN US!

We are hiring

Several open positions within

- Optics
- Software
- Electronics
- Mechanics
- Quality
- Sales
- Service

...and more to come!

www.nktphotonics.com/careers

Meet us at booth # 823

NKT  Photonics



Aerial view of the ELI-ALPS site in Szeged, Hungary. Photo: ELI.

ELI continued from page 07
 However, when the first ELI-ALPS lasers are switched on during 2017, researchers at the facility will begin tracking electron and proton dynamics in more complex molecules.

Life, the universe and everything

Indeed, working with NASA astrochemists, Lépine recently used a laboratory-based compact attosecond beamline to resolve femtosecond and attosecond dynamics in naphthalene, a polycyclic aromatic hydrocarbon that has been detected in space. The compound is considered a complex molecule to study by today's attosecond laser standards, but will be small-fry for ELI-ALPS.

"Polycyclic aromatic hydrocarbons such as naphthalene become more complex and eventually lead to the appearance of life in the universe, but right now we don't have the means to understand how," says Lépine. "But we will with ELI-ALPS."

"We'll be able to study much larger systems, composed of, say, 50 carbon atoms, find out how these molecules absorb XUV radiation, release energy and evolve into biomolecules and eventually into DNA, cells and so on," he adds. "It is essential to understand what's happening on an ultrafast timescale to understand what happened in the universe over hundreds of millions of years."

But ELI-ALPS isn't just about the attosecond. As Lépine points out, the dazzling array of light sources will also provide terahertz pulses, mid-infrared pulses, electron and proton bunches, and more. "This is a unique facility in the sense that it will provide so many different light sources with short pulses," he says.

According to the researcher, the first experiments will include investigating how high harmonics can be created from solid materials. "Researchers are interested in how we convert infrared photons into extreme UV, or soft X-ray photons, using solid materials, so you can build such a system in your laboratory," he says.

Then within two years, with all the lasers in place, the facility will be welcoming researchers from outside of ELI-ALPS, and a broad range of research will start. Fundamental research activities will range from atomic, molecular and optical physics to relativistic laser plasma interactions and surface/condensed matter science. For example, the wavelength structure of the ELI-ALPS light source is set to allow researchers to develop new ways to probe valence dynamics that go beyond today's femtochemistry methods.

Electrons in motion

The combination of light sources at the facility will also drive attosecond imaging in 4D forward. Currently, 4D

continued on page 11

HIGH REPETITION RATE LASER PROGRESS

The high repetition rate laser system — HR1 — is based on a femtosecond fiber laser with two non-linear compression stages. The pump source incorporates a fiber chirped-pulse amplification system with up to eight main amplifier channels.

For this first phase laser, target specifications are 1mJ energy at a 100 kHz repetition rate with a pulse length of around 6 fs. As of late 2016, the Active Fiber Systems team had hit 75% of this performance.

"We've really been working towards achieving a higher laser pulse energy and have reached 0.75 mJ and 75W performance," says Steffen Hädrich from the company. "The laser system is already running at full specifications so we're now setting up our analysis, optimizing parameters and will continue to increase

its energy step by step." The team has also been working to ensure that the laser's carrier-envelope phase — a critical feature of any few-cycle laser pulse — is stable so that each laser shot has an identical electrical field. And with this in place, installation at ELI-ALPS is scheduled for early 2017.

Hädrich believes researchers interested in atomic and molecular dynamics will be the primary users of the laser system. As he also highlights, ELI-ALPS has already issued the tender for the second phase of the high-repetition-rate laser system, aiming for 5 mJ, 500 W performance. "The remaining laser parameters are the same, so hopefully our team will work on this system as well," he says.

Fiber Optics
 polarization maintaining for wavelengths 370 – 1700 nm
www.SuKHamburg.com/fiberoptics

Laser Beam Coupler 60SMS-1-4-...

Inclined fiber coupling axis

Option: Amagnetic (Titanium) Fiber Connectors and Fiber Optic Components

PM-Fiber Type Panda SM-Fiber Standard fiber Fiber with End Caps Reduced power density at fiber end-face

Fiber Optics, Components and Tools for Fundamental Research

Fiber Coupled Laser Sources
51nanoFCM-...

with singlemode and polarization-maintaining fiber cables

LOW NOISE
LOW COHERENCE and REDUCED SPECKLE

Atomics
Force
Microscopy

Measurement System

Polarization Analyzer Series SK010PA-...
 Interface: USB 2.0 • Multiple Wavelength Ranges 350 – 1600 nm

Application: Measurement of resulting Polarization Extinction Ratio

Fiber Input Connector Connector-key Good Bad Polarization Alignment

SPIE. PHOTONICS WEST SAN FRANCISCO, CALIFORNIA
 JAN 31 - FEB 2, 2017
 Visit us in North Hall, Booth 5064

Laser Line, Micro Focus, Laser Pattern Generators
 Wavelengths 405 – 2050 nm

3D Profiling and Process Control

Lasers and Line Scan Cameras for Research and Machine Vision

Line Scan Cameras
 Monochrome or color, from 512 to 8160 pixels

Software: Windows 10, Linux Kernel 2.4, Windows 7, LabVIEW DLL

Interfaces: Gigabit Ethernet, USB 3.0, GIG-E, SMI-Link

Line Scan Sensors - monochrome or color

color monochrome Spectral range

Schäfter+Kirchhoff GmbH
info@SuKHamburg.com www.SuKHamburg.de
 Made in Germany

Your measurement **challenge,** our **solutions...**



OEM spectrometers perfectly aligned with your needs

- Multiple detector/optical bench options
Now with CMOS
- Custom spectrometers/systems
- Exclusive ultra-low stray light technology
- Multi-channel configurations
- Custom fiber configurations

Check out our latest innovations at

SPIE
Photonics West

booth 2309

AVANTES
enlightening spectroscopy

info@avantes.com | www.avantes.com

Obstruction free access

optical table with integrated cryocooler

 **attocube**
pioneers of precision

3.8 .. 320 K

Temperature Range

5 nm

Peak-to-Peak Vibrations

3 h

Cooldown Time

100 mW

Cooling Power @ 4.2 K



Various Objective Options



attoDRY800
cryo-optical table

SPIE Photonics West
visit us at booth # 5232


www.attocube.com

Photonics West Special Deal
5% DISCOUNT

on all nanopositioners purchased
for your attodRY800 set-up*
Discount Code: PWattoDRY800



*valid for quotations issued before April 1st 2017



The single-cycle "SYLOS" laser developed by Lithuanian company Ekspla, scheduled for shipment to ELI-ALPS early this year. Photo: Ekspla

ELI

continued from page 09

imaging is possible with femtosecond time resolution and atomic-scale spatial resolution but ELI-ALPS will enable researchers to visualize ultrafast electronic motion with attosecond temporal and atomic spatial resolution.

Opportunities for biological imaging abound. Light sources at ELI-ALPS will provide nanometer-scale imaging of living cells and sub-Angstrom spatially resolved structural investigations of macromolecules as well as single-molecule imaging and serial femtosecond X-ray crystallography. What's more, the facility's ultrafast, high-energy, high repetition rate lasers could also lead to revolutionary approaches in radiation oncology.

"This is a very nice opportunity for the entire research community to carry out experiments they just wouldn't do 'at home,'" says Lépine. "And the facility will also provide light sources to researchers that haven't traditionally been interested in ultrafast science."

At the same time, laser plasma research is expected to thrive. The interaction of high power — TW to PW — laser pulses with any form of matter triggers a host of processes that take place at femto- or attosecond timescales. Such studies demand a high power laser system equipped with a synchronized femto- or attosecond pulse, which ELI-ALPS can provide.

And for materials scientists, ELI-ALPS is set to expand the frontiers of knowledge of ultrafast activity at the nanoscale and in complex materials. For example, the light sources could shed new light on phenomena such as photo-induced magnetic phase switching, instrumental to encoding information on hard drives, magnetic random access memory, and other computing devices.

Clearly 'ultrafast science' impacts modern physics, chemistry, biology, materials science, engineering and more. As Lépine points out: "Using ultrafast pulses we can see so many processes in real-time and in all research fields we now understand that to make progress we have to understand what is going on, on these very, very short timescales."

"Researchers will want to irradiate samples with accelerated protons, bombard materials with terahertz pulses and they will be able to carry out much more sophisticated experiments that just aren't possible [yet]," he adds.

Crucially, the researcher also hopes the facility will promote collaboration amongst researchers from dif-

ferent disciplines from around the world. "We will have laser scientists, physicists, chemists, biologists, materials scientists and theoreticians all in the same institute," he says. "This is going to be a fully-integrated facility; researchers and non-specialists will come to ELI-ALPS to collaborate and do experiments they cannot even think of in their own lab."

Building the vision

So what infrastructure will lie within the vast facility of ELI-ALPS? Primary, femtosecond, near-infrared lasers, with an unprecedented array of pulse characteristics, will soon drive a host of secondary sources resulting in terahertz, mid-infrared, ultraviolet, extreme ultraviolet and X-ray radiation.

These secondary sources will then provide a range of wavelength-dependent pulse durations ranging from picoseconds, femtoseconds and, of course, down to attoseconds. And crucially, these pulses will feed into end-user chambers so researchers' experiments and measurements can begin.

According to Professor Karoly Osvay, previously research technology director at ELI-HU, the primary laser sources will comprise five all-important lasers; a high-repetition-rate laser, a single-cycle laser, a high-field laser, a mid-infrared laser and a terahertz pump laser.

"We have devoted money and person power to develop these very reliable lasers with outstanding specifications," he says. "All the sources are so stable, and so well made and engineered that they will run for up to twenty four hours without interruption. This feature is a very important aspect of our facility."

ELI-ALPS awarded all its laser contracts between October 2014 and May 2015. A Lithuania-based consortium comprising laser manufacturer Ekspla and femtosecond laser developer Light Conversion won the first contract, developing 'SYLOS'. In its first implementation stage, this single-cycle, robust system is set to provide 45 mJ pulses with sub-10 fs duration, forming the backbone of research at the facility.

"The system will deliver extremely short pulses with high pulse power and a pulse repetition of 1 kHz," explains Zenonas Kuprionis from Ekspla, which is exhibiting this week at booth #1133. "The laser will be used

continued on page 13

HIGH RESOLUTION CAMERAS & CUSTOM / OEM IMAGING



- 11 to 29 megapixel resolution
- Sensitivity into NIR
- High-speed USB 3.0 interface
- Customizations for OEM designs

VISIT
LUMENERA AT
SPIE PHOTONICS WEST
BOOTH 4029

 **Lumenera**
corporation

www.lumenera.com

AMPLIFY EVERY PHOTON

Photonis offers a wide range of digital low light cameras and highly sensitive photon detectors to provide you with endless customization possibilities. Let Photonis design your next photonic solution so you can be the first to discover a clarity yet unseen.

See how our technology can amplify your vision at
Photonics West Booth # 5129.

www.photonis.com

PHOTONIS
Revealing the invisible

The ultimate high-end spectrometer


Ultra high sensitivity

High dynamic range

High linearity

Highly configurable

THE ONLY THING **LOW** ABOUT
THE RHEA IS THE **PRICE**



ELI continued from page 11
generate high harmonics, extreme UV light, X-rays and general attosecond pulses, so we think this high power will be used for real life X-ray applications in bioscience and biomedicine.”

“To the best of our knowledge, SYLOS provides at least four times the peak power of any system with a 1 kHz repetition rate in the world,” he adds.

For Kuprionis and colleagues, work on the laser is almost complete and trials at Ekspla are coming to an end. The system will be ready to ship to Hungary in early 2017, and the team is now interested in securing a contract for SYLOS’s second and third implementation stages that will take pulse energies to an ambitious 100 mJ and pulse duration to less than two optical cycles.

Following SYLOS, a second contract was swiftly awarded to France-based Amplitude Technologies, to develop a massive high-field laser for delivering optical pulses with 2 PW peak power.

Unique wavelength

As ELI-ALPS’ Osvay highlights: “Trials on this laser will take place in late 2017 and then dismantling and shipping of this huge system is going to take several months. We expect installation to be complete by December 2018.”

Another French source developer, Fastlite, won a third contract to develop a mid-infrared primary laser system, which according to Osvay, is also nearing completion. “This laser operates at a wavelength of around 3.1 microns, where water absorption decreases significantly,” he says. “So, with its 100 kHz repetition rate, it is an excellent tool to carry out ultrafast spectroscopic experiments on samples containing water, such as tissues and cells.”

“A few-cycle laser system operating at this unique wavelength also provides us with the opportunity to generate X-ray photons,” he adds.

And in a fourth contract, a German consortium comprising researchers from Active Fiber Systems, Friedrich Schiller University, and the Fraunhofer Institute for Applied Optics and Precision Engineering has been designing, developing and building the high repetition rate laser system, “HR 1”. This laser will also be synchronized with the mid-infrared system, enabling joint experiments. Osvay says that synchronization of these two 100 kHz laser systems is of the highest priority and importance.

In its initial phase, target specifications are 1mJ energy at a 100 kHz repetition rate with a pulse length of around 6 fs. The Active Fiber Systems-led team is on target to hit performance requirements, and Osvay expects the system to be up and running at ELI-ALPS by July 2017 (see box ‘High repetition rate laser progress’).

With these laser systems approaching completion, and the final one — a terahertz pump laser — under contract, Osvay reckons all five primary lasers will be installed by the end of 2018. Given this, work on the secondary source beamlines is now gathering momentum.

These laser-driven sources will include gas and solid-state high harmonic generation and attosecond pulses, as well as new concepts for high harmonic and attosecond pulse generation. Particle acceleration sources will also be driven by the SYLOS and HF laser systems, while high-intensity pulsed terahertz sources with extremely high peak intensities will be available. If all proceeds to plan, the secondary sources will be in operation at ELI-ALPS by the beginning of 2020.

Beyond the laser-related facilities, ELI-ALPS is also set to provide optical preparation laboratories, electron beam lithography and plasma etching equipment, as well as microscopy suites with atomic force microscopes, scanning electron microscopes, and more.

As Franck Lépine puts it: “We will have absolutely everything for the user to come here and experiment in one place.”

Osvay concurs, saying: “I want ELI-ALPS to become a unifying place where communities from all fields can meet. We are providing so many different resources, when in the past it has been difficult to collect these in a single national facility.”


At the time of writing, Osvay was thrilled that the ELI-ALPS building was ready to open. Necessary infrastructure such as lighting, heating and cooling systems, and cleanroom facilities had been tested, ready for integration of the primary lasers in early 2017.

“Our first attosecond beamline will be fully-operational in roughly one year from now,” he predicted in late 2016. “This will initially be offered to ELI-ALPS [employees] but in only a few years all sources will be ready for outside users, worldwide.”


REBECCA POOL

Rebecca Pool is a freelance writer based in Boston, UK.

2017: a laser odyssey? This year will see several laser systems installed at the attosecond facility. Photo: ELI




ficonTEC
micro assembly & test machines



Photonics & Opto-electronics
micro assembly:

From bare chips to fully packaged
devices



We cover all your needs:

Passive & Active Alignment,
UV & Laser Bonding, Testing and
more



ficonTEC Service GmbH • Rehland 8 • 28832 Achim • Germany • www.ficontec.com

It's Our Business to be EXACT!

Bristol Instruments is leading the way
in optical interferometer-based
precision instruments.

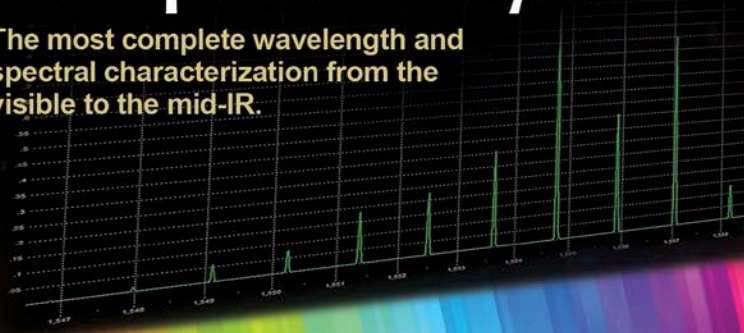
Laser Wavelength Meters

Reliable accuracy provides
greater confidence in your
experimental results.

3392.23574
 ± 0.0006 nm

Laser Spectrum Analyzers

The most complete wavelength and
spectral characterization from the
visible to the mid-IR.



WDM Wavelength Testing

Optical wavelength meters to test your
WDM signals with the confidence
that results from reliable accuracy.

1552.37486
 ± 0.0003 nm

www.bristol-inst.com

585-924-2620

Bristol
Instruments
The Power of Precision

We're in booth # 629.



Alluxa

YOUR OPTICAL
COATING PARTNER

HIGHEST
TRANSMISSION
AND NARROWEST
FILTERS IN THE
INDUSTRY

Photonics West
South Hall

BOOTH 4471

www.alluxa.com

“Develop the dialogue”

For Zeev Zalevsky, who combines a broad program of research with a track record of successfully moving products towards market, Photonics West’s cross-disciplinary nature is crucial for entrepreneurial academics.

From a position heading the electro-optics program at Israel’s Bar-Ilan University, Zeev Zalevsky has assembled a diverse range of photonics research projects and shepherded several of them towards commercialization.

The variety of his applied research portfolio owes something to the economic support available to Israel’s researchers and venture capitalists, intended to encourage entrepreneurship and smooth the path to market. But it also derives from Zalevsky’s personal inclination towards broad and inclusive science.

“The range of my research doesn’t stem from any official policy, but is I think connected to my own character,” Zalevsky commented. “Some researchers prefer to be more focused on a small number of areas, while some prefer to venture more widely. Personally I have an active curiosity about photonics, and the reason I came to this university rather than go into industry was because of the freedom it gave me to think of new things.”

Zalevsky divides the research underway in his lab into two broad categories — special optics, and electro-optical devices — with the common thread between them being an emphasis on applied and potentially exploitable technology.

The special optics category includes work on super-resolution microscopy, where Zalevsky has been involved in the development of carefully designed nanoparticles able to change the diffraction-limited point spread function and achieve sub-wavelength resolution.

Remote sensing technology also comes under this heading, such as an optical platform to detect various biometric parameters with a single sensor. “This could allow continuous sensing of vital bio-signs such as respiration or blood composition,” Zalevsky said. “But the technology may also be able to authenticate a person’s identity according to their heartbeat, or possibly to detect what

an individual within a crowd is saying in a very directional manner.”

Technology transfer

The second stream of research covers electro-optical devices, and a spectrum of potentially disruptive technologies from the nano-scale up to the millimeter regime. As examples, Zalevsky pointed to research on nanodevices, covering both silicon photonics and plasmonic technologies, potentially allowing rapid wireless transmission of data between the sub-processors of a functioning CPU via nano-antennas.

On the micro-scale, Zalevsky has developed a multifunctional endoscope suitable both for minimally invasive *in vivo* imaging and monitoring of bio-parameters such as hemoglobin concentration. Careful design of the optical fiber in this device restricts propagation of those modes most sensitive to fiber bending, helping to improve both image quality and the versatility of the device.

A technology to restore some perception to patients suffering from forms of vision loss is also under investigation, using a specialized form of contact lens to deliver patterns of tactile sensation to the cornea — analogous to the physical interaction with raised Braille patterns

“A lack of communication across different disciplines is problematic for progress in engineering and technology in general, but it can be particularly difficult in biomedicine to speak the same technical language as other participants.”

used when reading from paper, according to Zalevsky.

His portfolio duly encompasses projects at various stages of commercialization, with some already well advanced along the path.

“The remote bio-sensing technology has been commercialized via a startup called ContinUse Biometrics,” he said.

“The company now has an alpha prototype, and the goal is to bring a first product to market during the first quarter of 2017. Our endoscope design is moving towards market through another spin-out, Z-square, which received initial funding from a specialist biomedical incubator and is now raising investment for commercial exploitation of the technology.”

Earlier-stage projects brewing within the group and still preparing to seek funding include a design for in-fiber optical neural networks with “neurons” and “synapses” formed from individual silica cores in a multi-core fiber, and an all-optical means to encrypt digital information at a level below the nominal noise level of the optical fiber carrying the signal.

Dialogue: as important as the science

Marshaling such a varied research program for successful real-world impact needs careful husbandry, but Israel has put in place systems intended to make the technology transfer operation as effective as possible.

“A lot of scientific research in Israel is applied by nature, although commercialization is still not automatically an easy process here or in any country,” commented Zalevsky. “But every university in Israel has a technology transfer company, under the national umbrella of the Israel Tech Transfer Organization, which encourages researchers at each institution to focus on research that is capable of eventually being commercialized, and which has the potential to lead to products that the market may desire.”


At Bar-Ilan this structure has seen the Bar-Ilan Research and Development Company (BIRAD) become involved in the spin-out of both ContinUse Biometrics and Z-square from Zalevsky’s lab.

On top of this local support, the Israeli government has recognized the funding gap that can hinder translation at the critical point where the step into commercialization is at its most fragile — the much-trod “valley of death.” It has allocated central funds targeted at projects that may not be ready for outright venture capital, but which have progressed far enough to be beyond the comfortable support of an academic institution.

However, this support for entrepreneurial researchers can only be properly effective if the researchers themselves

are able to visualize the opportunities available — a perspective that cross-disciplinary networking at events like SPIE Photonics West helps to develop.

“A lack of communication across different disciplines is problematic for progress in engineering and technology in general, but it can be particularly difficult in biomedicine to speak the same technical language as other participants,” commented Zalevsky. “It may be hard for a photonics engineer to readily exchange views with a medical doctor about the areas of common interest, so developing a dialogue is important.”



Zeev Zalevsky, who heads up the electro-optics program at Israel’s Bar-Ilan University. The final of the SPIE Startup Challenge, which Zalevsky entered this year with the company “IC Touch”, takes place this afternoon in room 103. Photo: Bar-Ilan University.

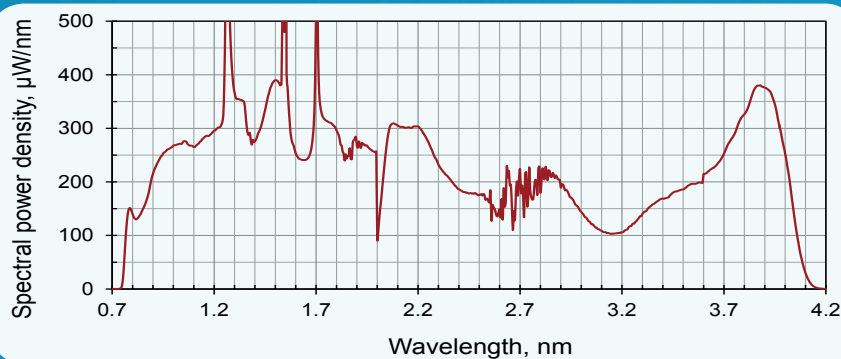
Zalevsky himself was a semi-finalist in the 2016 SPIE Photonics West Startup Challenge with FabriXense, a novel approach for biomedical monitoring of vital signs such as heartbeat, blood oxygenation and blood pressure, utilizing an optical fiber-based sensor incorporated into smart clothing. The design is intended to remove the need for full contact between the clothing and the wearer’s skin, by analyzing light emitted by the fiber and reflected back from the skin, as well as providing an interferometry function to detect movements and deformations caused by the wearer’s movements.

“The Startup Challenge was not my first competition, and my philosophy is to learn from all such meetings and opportunities, whether you win a prize or not,” said Zalevsky. “My experience was very positive, and I am glad SPIE realizes that activities like the Startup Challenge and the Prism Awards are as important as the pure science being discussed at the conference.”

TIM HAYES

Forge new paths

LEUKOS
Innovative Optical Systems



Mid-IR Supercontinuum
Spectrum up to 4.1 μm
Fibered flexible output
Maintenance-free
Reliable design

SUPERCONTINUUM LASER

White Light Laser UV Visible NIR Mid-IR

Meet us booth #5561

www.leukos-systems.com

HIGH-SPEED CAMERAS FOR SLOW MOTION ANALYSIS

Popular Applications Include:

- Ballistics & Explosives Testing
- Material Testing & Digital Image Correlation (DIC)
- On and Off Board Automotive Safety Testing
- Microscopy
- Biomechanics and Life Sciences
- Production Line Troubleshooting
- Fluidics and Particle Image Velocimetry (PIV)
- Welding and Electrical Testing

Photron offer a wide range of cameras with unmatched features:

- Megapixel resolution to 21,000fps
- Reduced resolution to 2.1M fps
- High-G cameras
- Unparalleled light sensitivity
- APIs for LabView and MATLAB included



Photron

PHOTRON USA, INC.
9520 Padgett Street, Suite 110
San Diego, CA 92126
USA

Tel: 858-684-3555 or 800-585-2129
Email: image@photron.com
www.photron.com

PHOTRON EUROPE LIMITED
The Barn, Bottom Road
West Wycombe, Bucks. HP14 4BS
United Kingdom

Tel: +44 (0) 1494-481011
Email: image@photron.com
www.photron.com

PHOTRON (Shanghai)
Room 20C, Zaho-Feng
World Trade Building
NO. 369 JiangSu Road
ChangNing District
Shanghai, 200050 China
Tel: +86 (0) 21-5268-3700
Email: image@photron.cn.com
www.photron.cn.com

PHOTRON LIMITED
Kanda Jinbo-cho 1-105
Chiyoda-ku, Tokyo 101-0051
Japan

Tel: +81 (0) 3-3518-6271
Email: image@photron.co.jp
www.photron.com.jp



Photonics West is the premier photonics and laser event. With more than 1,250 companies, this exhibition continues to be the flagship event to find the latest products, tools, and applications for your research or business needs.

SPIE. PHOTONICS WEST

product focus

The Moscone Center, Moscone North and South
San Francisco, California, United States

31 January - 2 February 2017

Welcome to the optics.org Product Focus which we have published specifically for Photonics West 2017 in partnership with SPIE and the Photonics West Show Daily.

Here you will find an effective at-a-glance guide to some of the latest products available on the market with booth numbers if available making it easy for you to check out the products for yourself.

All this information and more can be found on the optics.org website. Simply go to www.optics.org for all the latest product and application news.

Alternatively, why not sign up to our **free weekly newsletter** (www.optics.org/newsletter) and get the information delivered direct.

Navitar

Visit us at Booth #638

Navitar's 10X High Resolution Microscope Objective for Industrial Applications

The Navitar 10X 0.4 NA HR lens is apochromatic over 436-656 nm, providing excellent correction of spherical and chromatic aberrations.

A working distance of 10 mm allows for room to manipulate specimens. This objective was designed to cover a 4/3" sensor and has a field number of 22.

The 10X HR is the next lens in a new high resolution objective series being rolled out by Navitar in 2017.

The high NA, large field of view line will include 4X, 6X, 10X, and 20X hi-res lenses.



Contact Details

Navitar, Inc.
200 Commerce Drive
Rochester, New York 14623 USA
www.navitar.com
info@navitar.com
Tel: +1 585 359 4000

Nanoscribe GmbH

Visit us at Booth #4255

Photonic Professional GT The New Standard for Microfabrication

Nanoscribe's Photonic Professional GT is the world's highest resolution 3D printer.

Based on two-photon polymerization, it allows for additive manufacturing and maskless lithography with the same device.

Submicrometer resolution printing with feature sizes down to 200 nm and optical quality surface finishes are characteristic key features.

This award-winning system sets new standards in a multitude of applications like photonics, micro-optics, micro-fluidics, MEMS, and life sciences.



Contact Details

Nanoscribe GmbH
Hermann-von-Helmholtz-Platz 1
D-76344 Eggenstein-Leopoldshafen
Germany
www.nanoscribe.com
info@nanoscribe.com
Tel: +49 721 981 980 0

ALPhANOV

Visit us at Booth #1823

GoSpectro - The power of spectroscopy at your fingertips

GoSpectro puts the power of spectroscopy in the hands of everyone, offering the world's most compact and most simple light spectrometers. Indeed, GoSpectro is a simple device that turns any smartphone into a light spectrometer in order to measure, record, analyze and export spectral data.

This enables to perform material characterization and analysis with an ultra-compact device natively connected to the internet, with applications in gemology (*gem identification*), food industry (*color measurement, allergen detection*), water quality (*pollution detection*), academia/teaching, anti-counterfeiting (*fluorescent inks*), art, etc.



Contact Details

ALPhANOV
Institut d'optique d'Aquitaine
Rue François Mitterrand,
33400 Talence, France
www.alphanov.com
info@alphanov.com
Tel: +33 524 545 200

Diamond USA

Visit us at Booth #4449

Diamond F-3000™ Connector ...performance, versatility, reliability

Diamond's F-3000™ connector utilizes proprietary technologies, along with mechanical and optical interfaces, that can cover the most standard and custom requirements in response to increasing customer demands.

The family includes: simplex, duplex and backplane connectors and adapters, as well as a series of network accessories, such as: attenuators, hybrid adapters, transition adapters, terminators, reflectors and receptacles.

Features and Benefits:

- Innovative design permits dense packaging
- Metal shutter protects against contamination
- Provides added safety for High Power applications
- High precision (*zirconia*) alignment sleeve
- Unique design guarantees 0.1 dB Insertion Loss
- Custom ferrule bores from 80µm to 280µm
- LC compatible



Contact Details

Diamond USA Inc.
North Billerica, MA 01862
www.diausa.com
diamond@diausa.com
Tel: +1 978 256 65 44

ID Quantique SA

Visit us at Booth #814

ID280 series detection system

ID Quantique complete SNSDP system: IDQ's ID280 series detection system consists of a superconducting nanowire detector combined with high performance electronics and reliable cryogenic system.

The system operates at 2.3K and offers impressive performances like quantum efficiencies higher than 70%, count rate up to 15 MHz, dark counts <100Hz (at 2.3K), jitter below 70ps and no afterpulsing.

The complete system is plug and play and includes: cryocooler, stable adjustable bias current source, amplification stage, discriminator and counter.



Contact Details

ID Quantique SA, Ch. de la Marbrerie, 3
1227 Carouge/Geneva, Suisse/Switzerland
www.idquantique.com
info@idquantique.com
Tel: +41 22 301 83 71

Arden Photonics Ltd


Visit us at Booth #5360

NEW - OPTICAL FIBER GEOMETRY MEASUREMENT SYSTEM

Arden Photonics is pleased to announce the introduction of the FGC range of optical fiber geometry measurement equipment.

The FGC range provides high speed automated measurement of fiber end-face geometry including core diameter, core non-circularity, cladding diameter, cladding non-circularity and core-to-cladding concentricity.

Options are available for measuring large diameter fibers (up to 1mm diameter) and specialty fibers such as double-clad, non-circular (e.g. octagonal), multicore and PM fibers. Complete measurement takes under 20 seconds. Specially designed holders, fiber handling bench and traceable calibration ensure repeatability of < 0.05µm on core and cladding diameters for single-mode and <0.08µm for multi-mode.



Contact Details

Arden Photonics Ltd
Royston House, 267 Cranmore Boulevard,
Shirley, Solihull. B90 4QT. UK
www.ardenphotonics.com/fgc

Voltage Multipliers Inc.

Visit us at Booth #4608

10kV and 15kV High Voltage Optodiodes

OZ100 and OZ150 families feature high voltage isolation in a small package.

Reverse current, in μA , is generated when the diode junctions are exposed to light. The response is linear, meaning the current level can be used to control and monitor isolated systems.

The optically clear over-encapsulation preserves light sensitivity, protects the device, and provides mechanical stability.

Applications include noisy industrial environments and sensitive instrumentation where high isolation is needed, or in controlled feedback systems like high voltage opto-couplers or voltage regulators.

**Contact Details**

Voltage Multipliers, Inc.
8711 W. Roosevelt Ave.,
Visalia, CA, USA 93291
www.voltagemultipliers.com/Aliases/LPs/OZ150_and_OZ100.html
kspano@voltagemultipliers.com

Navitar

Visit us at Booth #638

New Resolv4K Zoom lens system

Navitar's new Resolv4K Zoom lens system is designed to maximize the usage of modern sensors with higher pixel densities.

The Resolv4K offers tremendously more resolving power over a traditional zoom imaging system – achieving a 400-600% larger field of view without any loss of detail.

The cohesive design delivers superior visible wavelength axial color correction for all configurations and dramatically increased wavelength focusing ability with Visible, NIR and SWIR options.

Resolv4K's higher NA, along with superior aberration correction, gives more precise measurement capabilities than ever.

**Contact Details**

Navitar, Inc.
200 Commerce Drive
Rochester, New York 14623 USA
www.navitar.com
info@navitar.com
Tel: +1 585 359 4000

CILAS

Visit us at Booth #1723

Active and passive optical components for Space, Astronomy and Industry

For each application, CILAS will provide you with the most efficient and reliable adaptive optics system thanks to a deformable mirror, SAM or MONO, based on piezo electric technology, standing out from competition thanks to both correction frequency and performances.

Besides, CILAS offers you the hardest coatings available on the market: metallic mirrors for standard sizes and up to 2meters dimensions, as well as complex coatings such as dichroics and band pass filters for your observation needs.

**Contact Details**

CILAS
8 avenue Buffon, BP6319
45063 Orléans Cedex 2 - France
www.cilas.com
optics@cilas.com
Tel: +33 (0)2 38 64 15 55

Ibsen PhotonicsVisit us at BiOS Booth #8817
Visit us at Photonics West Booth #5251**Digital Image Sensor Board (DISB)**

With our DISB spectrometer electronics, we enable you to build analytical instruments with accurate control of exposure timing.

Trigger delay can be programmed in steps of 200 ns with very low jitter of only ± 10 ns, and exposure time can be as short as 2.2 μs .

When combined with our spectrometers, the DISB electronics provides a compact solution for applications which require accurate synchronization with a pulsed light source.

The DISB electronics supports both a low cost CMOS detector and a low noise Back-Thinned CCD.

**Contact Details**

Ibsen Photonics
Ryttermarken 15-21, DK-3520 Farum
Denmark
www.ibsen.com
inquiry@ibsen.dk
Tel: +45 44 34 70 00
Fax: +45 44 34 70 01

Spectrum Scientific Inc.

Visit us at Booth #2739

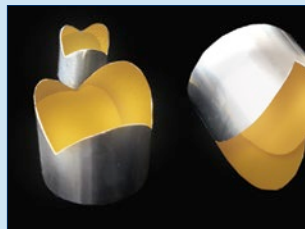
Hollow Cube Retroreflector

Spectrum Scientific's Hollow Cube Retroreflectors (HCRs) are stable monolithic construction from a wide range of materials.

HCR's corner reflecting properties provide insensitivity to vibration, position, and rotation in all degrees of freedom except axial separation.

With only axial separation sensitivity HCRs are ideally suited for Michelson type interferometers, FTIR spectrometers, positioning systems, and laser-tracking systems. HCRs are available with return beam accuracy as low as 2 arcseconds.

Spectrum Scientific offers both gold and aluminum coatings to suit your spectral needs.

**Contact Details**

Spectrum Scientific Inc.
16692 Hale Ave. Irvine, CA 92606
www.sssiopics.com
sales@ssiopics.com
Tel: +1 949 260 9900

Iridian Spectral Technologies

Visit us at Booth #507

Global leader in optical filter design and manufacturing

Iridian is a global leader in optical filter design and manufacturing for applications such as: tele/data-com, spectroscopy, 3D entertainment, and detection/sensing/imaging (for example industrial, earth-observation, process control).

Current capabilities extend from ~ 300 nm to $10 \mu\text{m}$ (UV-LWIR) with filter sizes from < 1 mm to > 300 mm.

Iridian supports all customer needs from prototype to high volume production and focuses on tailoring solutions for specific OEM applications.

Areas of specialization include both multi-band filters (multiple notch/bandpass filters) and multi-spectral filter arrays (assemblies or photo-lithographically patterned filters).

**Contact Details**

Iridian Spectral Technologies
2700 Swansea Crescent, Ottawa,
ON, Canada K1G6R8
www.iridian.ca
sales@iridian.ca
Tel: +1 (613) 741 4513
Twitter: @IridianSpectral

JENOPTIK Optical Systems GmbH

Visit us at Booth #1323

Next generation of F-Theta lenses and Beam Expanders for powerful laser systems

Jenoptik extends its F-Theta and Beam Expander portfolio by introducing new versions of the successful and industry-proven standard products.

The new full quartz crystal lens, the F-Theta JENar™ Silverline™170-355-140 has a maximum telecentric angle of just 4.9 degrees and a highly homogeneous spot size distribution across the whole of the 100×100 mm work area.

A novel patented mounting technology ensures highest optical performance for this demanding system.

Discover our final product catalog under www.jenoptik.com/optics or visit our experts at booth #1323.

**Contact Details**

JENOPTIK Optical Systems GmbH
Goeschwinz Strasse 25
07745 Jena
Germany
www.jenoptik.com/optics
optics@jenoptik.com
Tel: +49 3641 65-3327

CMOSIS

Visit us at Booth #4570

48Mpixel global shutter sensor from CMOSIS supports 8k image resolution

The CMV50000 medium format 48Mpixels sensor with 7920×6002 pixels offers low noise and excellent electronic shutter efficiency. It provides 64dB optical dynamic range at full resolution and up to 68dB in subsampled 4k mode.

Operating at 30 frames/s with 12 bit pixel depth at full 8k resolution or a binned 4k mode, and at up to 60 frames/s with pixel subsampling to 4k resolution, the sensor is suitable for use in high-speed machine-vision systems, as well as in TV broadcasting and video cameras.

**Contact Details**

CMOSIS
Coveliersstraat 15
Antwerp, Belgium
www.cmosis.com
info@cmosis.com
Tel: +32 3 260 17 30

ficonTEC Service GmbH


Visit us at Booth #4348 in Hall D North

Automated assembly and testing of photonics devices: preparing for an increase in volume manufacturing

Packaging of PICs and that of optoelectronics micro-assembly has been discussed many times and advanced automation is the key to keep costs at bay. Also testing becomes more and more important in Photonics.

The solution to this task is ficonTEC's TL product line.

ficonTEC has addressed the complex issues of automated testing, differentiating among fully packaged/integrated complex devices.

**Contact Details**

Contact Details
ficonTEC Service GmbH
Rehland 8
28832 Achim, Germany
www.ficontec.com
info@ficontec.com
Tel: +49 4202 51160-0
Fax: +49 4202 51160-090

IRsweep AG

Visit us at Booth #4160

First turn-key dual-comb spectrometer in the mid IR

The IRspectrometer is the first commercial table-top frequency comb spectrometer offering microsecond time resolution combined with a spectral bandwidth up to 150 cm⁻¹ and high spectral resolution.

It opens new possibilities in various applications such as spectroscopy of biological samples and monitoring of fast reactions.

Especially applications demanding high time resolution or high throughput and when high brightness is required, the IRsweep quantum cascade laser frequency comb spectrometer is the perfect solution.

Center wavelengths between 5 μm and 10 μm are available.

**Contact Details**

IRsweep AG
Auguste-Piccard-Hof 1
IQE, HPT H 4.1
8093 Zurich
Switzerland
www.irsweep.com
info@irsweep.com
Tel: +41 44 586 79 79

SI-WARE SYSTEMS, INC.

Visit us at Booth #5164

NeoSpectra™ sensors

NeoSpectra™ sensors, are compact and low cost Fourier Transform InfraRed (FT-IR) spectral sensors. They deliver the spectral response of the light absorbed by materials for quantification, qualification or identification.

NeoSpectra's unique features bring a new perspective to optical spectroscopy. The sensors are constructed from low cost, robust, permanently aligned, and highly reproducible components. The core technology is based on Micro Electro Mechanical Systems (MEMS) technology involving semiconductor fabrication techniques promising unprecedented economies of scale.

For more information, please visit www.si-ware.com or www.neospectra.com.

**Contact Details**

SI-WARE SYSTEMS, INC.
1150 Foothills Blvd., Suite M
La Canada, CA 91011
USA
www.si-ware.com
info@si-ware.com
Tel: +1 818 790 1151

Spectrum Scientific Inc.

Visit us at Booth #2739

Freeform Optics

Spectrum Scientific has expanded its optical engineering, manufacturing, and metrology infrastructure for low cost mass production of reflective freeform optical elements.

Spectrum Scientific's manufacturing allows mass production of component geometries and mounting designs available only using our process.

Your freeform design can be manufactured on the glass or metal of your choice to surface roughness as low as 5 Å and surface figure error as small as λ/10.

**Contact Details**

Spectrum Scientific Inc.
16692 Hale Ave. Irvine, CA 92606
www.ssiptics.com
sales@ssiptics.com
Tel: +1 949 260 9900

EKSMA OPTICS

Visit us at Booth #1133

DKDP Pockels cell dia 19mm for femtosecond broadband pulse picking

EKSMA Optics offers new Mini series DKDP Pockels cells in a package of diameter 19mm.

Mini series DKDP Pockels cell for femtosecond broadband pulse picking application has BBAR coated @ 760-840 nm range DKDP crystal.

It is suitable for pulse picking application of laser pulses down to 50 fsec at around 800nm wavelength. The cell is equipped with high damage threshold thin BBAR coated wedged fused silica windows and has clear aperture dia 7mm.

Mini series cells for operation at 1064nm wavelength are also available.

**Contact Details**

EKSMA OPTICS
Optolita UAB, Mokslininkų str. 11
LT-08412 Vilnius
Lithuania
www.eksmaoptics.com
info@eksmaoptics.com
Tel: +370 5 272 99 00

Special Optics (a Navitar Company)

Visit us at Booth #638

Special Optics and ASi have developed an immersion objective lens

Special Optics and ASi have developed an immersion objective lens specifically designed for light sheet microscopy of cleared tissue samples, including ASi's dual-view Selective Plane Illumination Microscopy (disPIM).

The lens appeals to researchers building customized microscope setups (e.g. *OpenSPIM* type) as it is available for separate purchase, unlike other objectives suitable for cleared tissue.

The 0.4 N.A. multi-immersion objective is designed for dipping media RI ranging from 1.33 to 1.56, has NA ~0.4, >1 mm field of view, ~17x magnification, and 12 mm working distance.

**Contact Details**

Special Optics (a Navitar company)
3 Stewart Court
Denville, New Jersey 07834
USA
www.specialoptics.com
sales@specialoptics.com
Tel: +1 973 366 7289

Diverse Optics Inc.

Visit us at Booth #2435

Precision Injection Molding and Single Point Diamond Turning of Custom Polymer Optics

Diverse Optics specialize in precision injection molding and single point diamond turning of custom polymer optics. Reduce cost, trim weight, improve performance, and simplify your product design by implementing precision polymer optics!

We do it all; prototyping to series production of free-forms, spheres, micro-optics, aspheres, domes, convex/concave, plano/convex, bi-convex, diffractives, Fresnels, prisms, light-pipes, lens arrays, collimators, combiners, toroids, CPC's, TIR's, parabolics, off-axis, ellipticals, and more.

Whether its thousands of molded optics or a few diamond turned prototypes, we'll show you how polymer optics are perfected!

**Contact Details**

Letty Trevino, Sales Engineer
Diverse Optics Inc., 10310 Regis Court,
Rancho Cucamonga, CA 91730
www.diverseoptics.com
info@diverseoptics.com
Tel: +1 (909) 593-9330
Fax: +1 (909) 596-1452

First Light Imaging

Visit us at Booth #11823F, French Pavilion

High Performance InGaAs camera

Designed for Industrial or Bio-Imagery applications, the latest compact high performance InGaAs camera from First Light Imaging is revolutionizing SWIR imaging:

- Up to 400 images per second full frame
- under 10 electron read out noise
- 15 μm pixels detector for high resolution
- Electronic shutter <1 μs
- From 0.8 to 1.7 μm wavelength
- 14 bits for an extreme precision

Air or liquid cooled (no LN), C-RED 2 can operate in any environment, offering at the same time the fastest acquisition rate and the lowest read out noise of all InGaAs SWIR cameras.

More information: www.first-light.fr/c-red-2/

**Contact Details**


First Light Imaging
100 route des Houilleres
13590 Meyreuil, FRANCE
www.first-light.fr
contact@first-light.fr
Tel: +33 (0) 4 42 61 29 20

Cobolt AB

**Cobolt SkyraT:
The new multi-line laser**

Cobolt AB, Swedish manufacturer of high performance lasers, proudly introduces the Cobolt SkyraT, a revolutionary multi-line laser platform.

Offering up to 4 laser lines in a box that can fit into the palm of your hand (70 x 134 x 38 mm) and requiring no external electronics, the Cobolt SkyraT will enable the next generation of compact and easy-to-use analytical instrumentation for the life science market.



Contact Details

Cobolt AB
Vretenvägen 13, SE-171 54
Solna Sweden
www.cobolt.se
info@cobolt.se
Tel: +46 8 545 912 30
Fax: +46 8 545 912 31

Spectrum Scientific Inc.

Visit us at Booth #2739

UV-470

Spectrum Scientific's UV-470 spectrometer incorporates a single element concave holographic grating.

The blazed grating attains peak performance in the UV region and operates in a spectral region from 190-850 nm.

The single element design and holographic mastering provides low stray light of 0.07% @ 340 nm, enhanced signal-to-noise ratio, and improved throughput for photon sensitive applications.

The UV-470 boasts a variety of interchangeable slits that cater to your application.

The UV-470 is available with or without a driver board to match your custom OEM application.



Contact Details

Spectrum Scientific Inc.
16692 Hale Ave. Irvine, CA 92606
www.ssiptics.com
sales@ssiptics.com
Tel: +1 949 260 9900

MicroCircuit Laboratories, LLC

Visit us at Booth #5664

**Hermetic package sealing with
leak rates tighter than MIL-STD 883
Method 1014 for Class K devices**

MCL provides hermetic package sealing with leak rates tighter than MIL-STD 883 Method 1014 for Class K devices.

Class 1 Cleanroom processing, with an incoming non-contact clean, insures your hermetically sealed devices will be cleaner after sealing.

Packages are never touched by human hands with MCL Carriers (Patent Pending). Design, Develop, Pilot and HVM - with a proven manufacturing cell - MCL provides this with no risk to your process and a second source by design.



Contact Details

MicroCircuit Laboratories, LLC
Kennett Square,
Pennsylvania U.S.A.
www.microcircuitlabs.com
info@microcircuitlabs.com
Tel: +1-610-228-0161

TOPTICA Photonics AG

Visit us at Booth #923

**TOPTICA's new TopWave delivers
150 mW at 266 nm**

The TopWave laser series is the latest addition to TOPTICA's portfolio of deep-UV cw lasers. Its first model, the "TopWave 266" delivers 150 mW output power at a wavelength of 266 nm.

It has an excellent power stability, ultra-low noise operation and a premium beam quality.

The TopWave laser series incorporates successful building blocks from TOPTICA's scientific lasers and takes the performance of industrial-grade UV-lasers to another level.



Contact Details

TOPTICA Photonics AG
www.toptica.com
sales@toptica.com

Meadowlark Optics

Visit us at Booth #2300

NEW SLM High Power Capabilities

Meadowlark Optics now offers High Power Handling options for our high speed (up to 500 Hz), high resolution (1920 x 1152) Spatial Light Modulators (SLMs).

All of Meadowlark's reflective backplanes incorporate analog addressing with high refresh rates to provide the lowest phase ripple SLMs available.

Users can select standard or high speed liquid crystal for optimal performance for wavelengths from 405 - 1550 nm.



Contact Details

Meadowlark Optics
5964 Iris Parkway
Frederick, Colorado 80504
United States
www.meadowlark.com
sales@meadowlark.com
Tel: +1 303 833 4333

ALPHA-RLH

Visit us at Booth #1823

**ALPHA-RLH showcases innovations
from nine cluster members at
Photonics West**

ALPHA-RLH (Route des Lasers & des Hyperfréquences®), a newly merged technology cluster specializing in photonics, lasers, microwave and digital technologies, will host the innovations of its cluster members **Neta, Iriome, ALPhANOV, Spark Lasers, ISP System, First Light Imaging, Kyla, Femto Easy, Azur Light Systems**, as well as unveil new products, at Photonics West.

Novel devices improving imagery, laser accuracy and speed will also be unveiled at ALPHA-RLH stand #1823 during the event.



Contact Details

Institut d'optique d'Aquitaine
Rue François Mitterrand
33400 TALENCE
France
www.alpha-rlh.com
Tel: +33 5 57 01 74 50

**Equal
optical
path beam
splitters**

Meopta has developed a new series of beam splitters with a fix optical path difference reaching precision 1µm in the adjustable range ±100µm.

Superior quality of transmitted wavefront $\lambda/20$ and beam deviations up to 5" makes these beam splitters a perfect solution for all white light interferometry applications.



Meopta - optika, s.r.o.
Kabelkova 1, Prerov, 750 02, Czech Republic

www.meopta.com

Cleaning for Optical Network Excellence



Fujikura One-Click Cleaner:

- | | |
|------------------|--------------------------------|
| SC-CLK-B | for SC, ST & FC connector |
| MU/LC-CLK-C | for MU & LC connector |
| DLC-CLK-A | for Duplex LC connector. |
| SC-MINI-CLK-A | mini for SC, ST & FC connector |
| MU/LC-MINI-CLK-A | mini for MU & LC connector |
| MPO-CLK-D | for MPO & MTP connector |

Go4Fiber
www.go4fiber.com

8% Off
Online Coupon Code: GR2017
** Valid till Mar 31, 2017!
** Not applicable to shipping charge

Amplitude: on the crest of a wave

Eric Mottay, CEO at the French ultrafast laser specialist, talks company growth, Prism Awards, and politics.

Based near Bordeaux, France, the Amplitude Laser Group develops and manufactures ultrafast lasers for a range of scientific and industrial applications, and thanks in no small way to its distinctive, brightly colored products, has become a familiar sight on the Photonics West exhibition floor.

The company, led by co-founder and CEO Eric Mottay, has been particularly expansive in the past few years: buying San Jose's Continuum Lasers in 2014; opening a glass research lab at L'Institut d'Optique in Bordeaux; and, following a deal with Samsung's venture wing in late 2015, a subsidiary in Seoul with an eye to market opportunities in Asia.

After all that, the Amplitude group of companies now employs more than 300 people. It means that Mottay is unsure whether to consider Amplitude large or small: "We can actually be both because, although we employ several hundred staff, we are challenging much larger players such as Coherent and Trumpf, which employ thousands," he said. "However, I believe we have strong differentiators because Amplitude is focused on ultrafast lasers only, whereas the others do all sorts of lasers and systems."

In fact, the CEO claims that Amplitude is the only company to offer the complete range of ultrafast laser technologies currently available, from industrial fiber lasers through to high-energy, petawatt-class Ti:sapphire sources — with the company's rate of growth

propelled by a similarly wide range of applications.

"Generally, our markets are growing — in the sense that the range and volume of applications are increasing," he observed. "Our technology is mature but still developing so that new applications can be developed on an industrial scale. The increase in average laser power, of which the Tangor (Amplitude's Prism-nominated ultrafast fiber laser) is an example, has led to the development of new applications."

Alongside the product development work, Mottay highlights continuing structural growth: "We have been reinforcing our operations in Korea and China, especially. And in France in the past few years, we have almost doubled the size of our facility in Bordeaux."

For Amplitude, Asia now generates a strong pull. "A couple of years ago demand centered on systems from integrators based in the US or Europe, but now in Asia there is a good network of local systems integrators working locally," the CEO said.

"By the second quarter of 2017 we will significantly increase our production capability for the international market, and also the scientific capabilities of our ytterbium lasers," he says, pointing out collaborations with the European Extreme Light Infrastructure project (see feature page 7), as well as growing applications in LASIK and cataract eye surgeries and the microelectronics sector.

Asked about business growth in the past year specifically, Mottay would not reveal precise figures (Amplitude is privately owned) but commented, "Overall, Amplitude has seen sales growth at a double-digit percentage level in 2016, which is comparable with the global rate of our part of the laser market, which I would say has been 10 to 15 percent, per year."

So what is behind the period of sustained growth and product development? "We are now seeing more convergence between our constituents than when we started the company," Mottay observes. "We divided the business into two distinct parts: Amplitude Technologies, where we develop applications for big science, and Amplitude Systèmes, where we focus on the smaller lasers."

With the market for ultrafast lasers seemingly growing in all directions, Mottay cautions that this also creates some challenges: "There's a strong demand for process development such as in new surface treatments, glass drilling and materials processing."

But, crucially, it appears that the laser is no longer the bottleneck it once was. "We have technologies that can handle the beam and manage the processes," he says. "Beam engineering, shaping and handling represent active fields of development."

He added: "We have seen the performances of our ytterbium laser technologies increase and we see industry taking more and more of these, as they replace Ti:sapphire sources. However, Ti:sapphire still has a role in the very-high-energy sector, [generating] petawatt powers, where there is still no other technology that can do that job."

Mottay also believes that the more mature laser type is holding on in spectroscopy. "The Ti:sapphire laser has a short pulse duration, combined with tunability, but these capabilities are complemented by ytterbium sources," he said.

"I don't know what will be the end-stage of this market, but replacement is gradually happening."

Prism shortlist

Thanks to the 100W Tangor, the latest in its fruit-themed series of ultrafast fiber



Eric Mottay, co-founder and CEO at Amplitude, has overseen significant expansion in the past couple of years, with the acquisition of US-based Continuum, a new site in Seoul, and investment in the company's Bordeaux production facility. Photo: Amplitude Laser

lasers, Amplitude will be represented at tonight's Prism Awards — where it is up against QD Laser and Photonics Industries International in the industrial lasers category. With its high average power and a sub-500fs pulse duration, the Tangor is suited to high-throughput manufacturing and could give the company its second win in the competition — the Satsuma fiber laser having triumphed in 2012.

Mottay told *Show Daily*, "Winning a Prism Award is a stamp of credibility because it's recognition by people who actually know about these technologies. It's also a nice acknowledgment for our R&D team, because they don't usually get much recognition externally. We will use this nomination for promotion because the Prisms are the best-known awards in our industry."

At this year's exhibition, Amplitude is showing new developments in the form of beam engineering modules and devices, alongside a brand new laser. "We will continue to develop lasers that are dedicated to specific applications," said the CEO. "For example, we are introducing a very small laser called the Yuja, which is making its world debut in San Francisco."

Described as a versatile, high-energy laser, the Yuja is designed for cutting and drilling delicate materials. Delivering more than 100 μ J pulse energy, with a flexible repetition rate from 100 kHz to 2 MHz, it will be suited to high-speed drilling in applications with geometries demanding micrometer-range accuracy. A pulse duration of below 500 fs allows for high-quality processing of many materials, with minimal heat transfer.

As the largest laser company in western France, Amplitude has also played a major role in the Route des Lasers cluster, which until recently covered the region of Aquitaine. The French government

continued on page 23



Amplitude's new "Yuja" ultrafast laser, which is making its world debut in San Francisco this week, is designed for cutting and drilling delicate materials. Photo: Amplitude Laser



Delta

Optical Thin Film

**Filters tailored
to *your* needs!**

*High-performance filters for
discerning OEM customers.*

Meet us
at our
booth #3044!



Brighter Solutions from www.deltaopticalthinfilm.com

Innovative
Stable
Fast
User-friendly
Compact | Robust

Admesy develops
and produces
innovative test
and measurements
solutions for
**colour and light
measurement**
during **development**
and in **production**
processes



SPECTROMETER,
2D VISION
SYSTEM &
COLORIMETER

LCD & OLED DISPLAYS | LED | SSL | OTHER INDUSTRIAL PROCESSES

www.admesy.com

admesy
ADVANCED MEASUREMENT SYSTEMS

The sky
is not
our limit

FIBERCORE



Insight | Innovation | Integrity

From the ocean floor to outer space,
Fibercore delivers cutting-edge fiber
products that give our customers the edge.

Research, innovation and excellence are at
the heart of everything that we do.

Visit us at Photonics West 2017, booth 2241.

Explore our range at

www.fibercore.com

Amplitude continued from page 21 has since changed the definition of the country's administrative areas, so that the expanded "Nouvelle Aquitaine" region now includes Limoges and several other locations with photonics expertise — especially fiber lasers, microwave sources and hollow-core fibers. Companies and research groups in these areas are now part of Route des Lasers — which Mottay believes is a positive development.

"It is good because Route des Lasers is now strong in both active and passive technologies, and the new additions are complementary to the skill-set that Amplitude has," he said. "We were one of the first participants in the Route des Lasers and since the company has grown it has been a very active member of the cluster."

Now a region with an international reputation for photonics excellence, Bordeaux is also home to the photonics investment conference "InPho" (formerly Invest in Photonics), which has evolved into a biennial meeting for high-tech startups and financiers. Mottay attended the latest edition in October 2016, where Chronocam, a Parisian firm developing biologically inspired sensor technology for machine vision, scooped the €5000 first prize in the startup competition.

"Photonics has always been a tough sell to the financial community because it's still regarded by many as an enabling technology, rather than as a standalone, valuable market in itself," Mottay reflected. "One of the reasons that photonics is trying to stretch its reach at events like InPho is to attract investment."

EU and Brexit

The investor community may still be somewhat cautious but the European Commission has long recognized photonics as an industry, as well as a key enabling technology. Mottay, whose involvement on the board of the Laser Institute of America gives him a transatlantic perspective on the status of photonics and its attractiveness to investors, feels this is a significant step forward in terms of encouraging funding and support.

"Considering its approach to photonics as a business, the European Union is the envy of the US, because Europe has recognized photonics as an industry," he said. "For Amplitude, being part of the EU is very important for our co-development of projects and solutions."

"I want to open the door as much as possible in terms of partnerships," Mottay added. "Gone is the time when a single company can do all of its own research and development. So the European drive for partnerships and joint innovation is also necessary." Another advantage of centralized funding programs like the European Commission's Horizon 2020

scheme is that it can offset any shortfalls in investment opportunities at the national level. Amplitude has been active in a number of Horizon 2020 projects, benefiting from both the financial support and establishment of innovation networks.

Considering the potential fall-out of the UK's "Brexit" referendum and the whiff of nationalism drifting across Europe, Mot-

tay noted: "So far, the Brexit referendum has had virtually zero consequences for Amplitude, as we are still doing business with the UK. Our business is mainly exports within Europe and beyond. I cannot say I am happy with the apparent trend towards more inward-looking politics, because our business and research and development programs are international; we

have development programs everywhere."

MATTHEW PEACH

Amplitude is exhibiting its range of ultrafast sources, including its 100W Prism-shortlisted Tangor and compact Yuja lasers, at booth #1707. The company will also maintain a strong presence in the conference rooms, with 12 technical presentations.

OPTICAL FIBER Light to Life



A Furukawa Company



COME SPEAK
with the EXPERTS!

SPIE. PHOTONICS
WEST
BIOS

January 28 - February 2, 2017

BiOS Expo, Booth #8728 | Photonics West, Booth #1632

www.ofsoptics.com


YOUR OPTICAL FIBER SOLUTIONS PARTNER®

DIAMOND MICRO INTERFACE - DMI

... detachable miniature optical interface for multiple applications

FEATURES AND BENEFITS

- Minimum space requirement (footprint of 4.5 x 21 mm)
- Consistent high performance solution
- Available as standard, PM, VIS-NIR, and High Power Solutions
- Utilizes the DIAMOND \varnothing 2.5 mm Bi-component Titanium-Zirconia ferrule
- Extremely low lateral offset for low insertion loss
- Easy installation by use of standard clip-on system



- Ideal for Printed Circuit Board (PCB) Applications

- Well suited for medical applications such as catheters, probes, and rotary joints



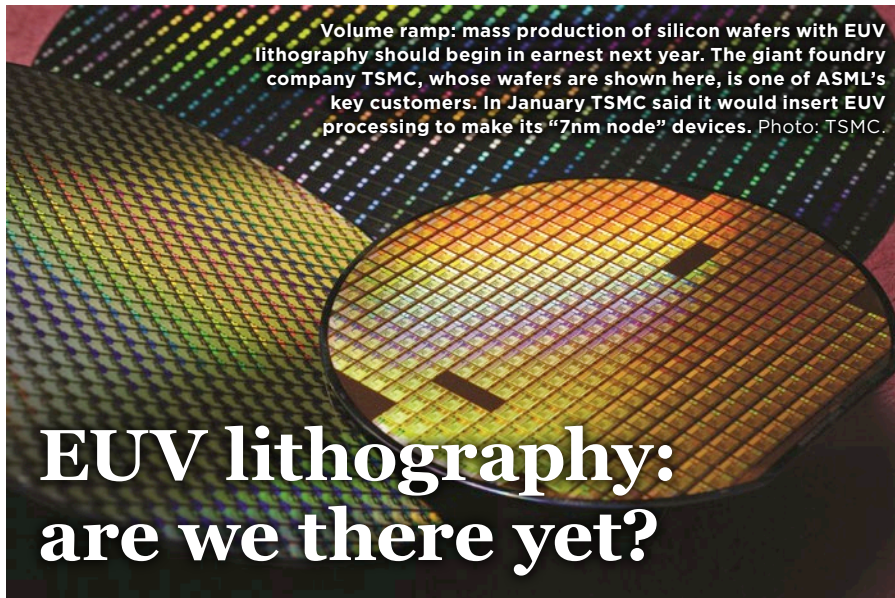
FOR OVER 30 YEARS, DIAMOND HAS BEEN AT THE FOREFRONT OF INNOVATION IN FIBER OPTIC CONNECTOR TECHNOLOGY

Visit us at Photonics West, booth #4449

DIAMOND USA Inc., 85 Rangeway Road, North Billerica, MA 01862, tel. +1 978 256 6544

www.diausa.com





Volume ramp: mass production of silicon wafers with EUV lithography should begin in earnest next year. The giant foundry company TSMC, whose wafers are shown here, is one of ASML's key customers. In January TSMC said it would insert EUV processing to make its "7nm node" devices. Photo: TSMC.

EUV lithography: are we there yet?

After decades in development, extreme ultraviolet lithography is finally set to make its mark in volume production.

For a while it had seemed that the long and frankly tortuous road towards extreme ultraviolet (EUV) lithography deployment might in fact be the road to nowhere. First included in the International Technology Roadmap for Semiconductors (ITRS) in the mid-1990s, and after billions of dollars of research investment, it's only really in the past few months that the case for EUV has started to look certain.

Even now, some doubts linger, with key elements of the production ecosystem still in development and more than a few naysayers remaining to be convinced. But what changed in 2016 was the tone of the debate, shifting to "when" and not "if" EUV will really hit its straps.

ASML, the lithography giant that has pretty much bet the house on the technology, is the key player in all things EUV. Nikon and Canon, its rivals in the earlier and current generations of lithography equipment, have decided that EUV development is not a risk worth taking: safe in the knowledge that chip fabrication will still rely on several processing steps using more conventional deep-UV (DUV) lithography tools and a certain amount of multi-patterning.

Anxiety levels

Speaking at an investor event hosted by Morgan Stanley in late 2016, ASML's CEO Peter Wennink said that — counter-intuitively — a recent increase in anxiety levels among its chip-making customers was actually a positive development. "Customers are not anxious about the EUV tool, but now that they have confidence in that, they start to worry about everything else," he told the assembled bankers. In this case, "everything else" relates to the wider EUV production ecosystem: things like mask blanks, pellicles, photoresists,

and mask inspection tools.

The good news, Wennink says, is that despite a delayed start to ecosystem development, things are now moving quickly. Companies providing all those different elements needed more certainty about the key piece of equipment, ASML's tool, before investing in their own EUV technology development, he reasons.

"Now it is all about hard work," Wennink said. "Some of these developments only began a matter of months ago. But it is all solvable. The focus is on having everything ready for the 2018-2019 time frame, when the EUV systems will start volume production runs. There's very little doubt that the necessary ecosystem will be there."

The fact that six different customers have now signed up for production EUV tool deliveries is one of Wennink's key pieces of evidence. "The tone has changed to 'it's going to happen,'" he stressed, with one chip foundry even embarking on a customer roadshow to sell the new EUV chip design possibilities. "What ASML's customers — and their customers — say about EUV is more significant than what ASML says," Wennink points out.

So what exactly have those chip manufacturers been saying? Well in recent months Samsung has gone on the record with its expectation of adopting EUV for the future 7nm production "node", while TSMC anticipates using it "extensively" in 5nm logic device production after initial insertion in the second year of its 7nm device node. Intel previously said that it may deploy EUV in its 7nm process flow — provided that uptime, availability, and throughput targets are met. During the Consumer Electronics Show (CES) in Las Vegas just a few weeks ago Intel's CEO Brian Krzanich did not mention EUV directly but he sounded confident about the litho-

graphic future when he kicked off a virtual-reality-themed CES keynote by focusing on the health of Moore's law.

"Is [Moore's law] alive?" he asked the Las Vegas throng, demonstrating a new laptop powered by one of the firm's very first 10nm-node "Cannonlake" processors. "It's alive and well and flourishing. I believe Moore's law will be well beyond my career."

Another chip maker, GlobalFoundries, is keeping its options open at 7nm, but CEO Sanjay Jha pointed out at the firm's technology conference last September that if it doesn't use EUV, more than 84 mask processing steps would be needed with DUV — highlighting the potential value of the new tools for simplifying the wafer patterning process.

In terms of direct competition to ASML in the EUV realm, things look simple enough: there is none. Last November its long-time rival Nikon said that it would move hundreds of workers out of research on semiconductor wafer exposure and redeploy them in other projects. During EUV's introductory period, DUV lithography tools will remain the workhorse of the industry, carrying out a large proportion of the processing steps needed to fabricate a silicon wafer full of transistors.

"The real competition is the cost of the [EUV] technology for our customers," is how Wennink puts it, in the sense that ASML is competing against its own DUV tools and multi-patterning approaches while Nikon is re-trenching.

The problem with the multi-patterning approach is that it gets very complicated very quickly when considering how to make wafers at the 10nm node and beyond. According to a recent presentation by Hans Meiling, ASML's VP of EUV product management, where a DUV tool would require 34 separate lithography steps (and nearly twice as many as that when also counting critical alignment overlays), an EUV lithography tool could produce the same critical wafer patterns in just nine steps.

Now, what does all this have to do with Photonics West? Well, each of ASML's new tools relies on a wealth of laser and optics technology: primarily to produce the EUV light by firing high-power carbon dioxide lasers and other "priming" beams at a stream of tiny tin droplets in the massively complex EUV source chamber. And although this principle is now well established, improvements to system

availability and chip-production economics will rely in part on refining the drive laser's consistency — it is ultimately more raw EUV power that is required to hit future productivity goals. The high-power lasers in ASML's tools come from Trumpf, with 40 kW systems used to produce the EUV-emitting plasmas that provide the broadband source light needed. However, fluctuations in laser and therefore EUV source power are one of the final issues that still need to be ironed out before full volume production of semiconductor wafers with the technology can begin.

Optics challenge

One of the critical relationships in the food chain concerns the lithography tool's optics, where ASML's key partner is Zeiss. Before EUV, these were all based on transmissive designs, but the 13.5nm EUV wavelength means that reflective optics are necessary for the new generation. Such is the complexity and intricacy of the new designs that the cost of the optics alone in each new EUV lithography tool is estimated at an extraordinary €20 million, up from €8 million in a DUV stepper.

And that cost is only going to go up for future generations, observes Wennink. "The EUV mirrors need to be ridiculously flat," he says. To illustrate just how flat, he uses a well-worn analogy: if the mirrors were the size of Germany, the highest "hills" on a map of the country would be just a millimeter high. "Nobody can do



One of ASML's "NXE:3300" EUVL tools, installed in a cleanroom at the State University of New York (SUNY) Albany Nanotech complex. SUNY is working on a \$500M, five-year EUVL development program with chip maker GlobalFoundries. Photo: Melissa Renzi/SUNY Poly.

this right now," he says.

In fact, the challenge of future EUV optics is well beyond the means of a company even as large and technologically advanced as Zeiss, necessitating a new relationship that will see ASML take a large equity stake in the historic optics firm, in exchange for a billion-euro investment.

"The current generation of EUV optics will work for another 15 years, but [we] will need high-NA [numerical aperture] designs after that," Wennink explains. "It

continued on page 27



Piezo Nanopositioning Systems



Our closed loop piezo nanopositioning systems, with proprietary PicoQ® sensors, yield high stability and low noise performance with sub-nanometer precision.

Piezo nanopositioners are the ideal choice for precision motion control for photonics, metrology, interferometry, and super resolution microscopy.

www.madcitylabs.com

Visit us at SPIE Photonics West: Booth #5033




TELEDYNE JUDSON TECHNOLOGIES

NEW
PRODUCT

ADVANCING AFFORDABLE IR GAS SENSORS

Environment
Consumer
Smart Building

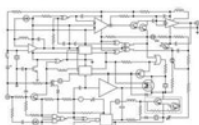



www.teledynejudson.com

PLEASE VISIT US AT
BOOTH 2501

www.redwavelabs.com · www.redwavelabs.com · www.redwavelabs.com

RedWave Labs



Analysis



Design



Supply

Specialising in cost-effective optoelectronics for photonics, **RedWave Labs** designs and manufactures custom high-end, lightweight and power-efficient electronics for both industry and commerce.



ISO 9001:2008 certified



Power solutions from watts to over 100kW, as well as custom systems for extremes of temperature and pressure.

Stop by Booth #5654 (North Hall) to view our track record and to discuss your specific needs.

www.redwavelabs.com · www.redwavelabs.com · www.redwavelabs.com



PRECISION MATERIALS PROCESSING TECHNOLOGIES

Adaptable high precision lapping, polishing, bonding and cutting systems widely effective on the most fragile of materials used in optics & photonics processes.

Photonics West
Jan 31 - 02 Feb
North Hall
Booth 4465

- Semiconductors
- Fibre Optics
- Opto-electronics
- Laser Materials
- LEDs
- Micro Lenses & Micro Optics

Visit our website for product info, technical whitepapers and product demo videos:

www.logitech.uk.com

E: enquiries@logitech.uk.com
T: +44(0)1389 875444 (UK)
1-800-490-1749 (US)

EUV Lithography continued from page 25 requires a different optical system that will be hugely costly to develop. It involves optics that are absolutely world-class. In fact nobody can make them at the moment, not even Zeiss.”

For Zeiss, making that investment on its own would represent a level of risk that the optics firm was simply not prepared to take; it would effectively consume the company's entire R&D spending, leaving none for the three other divisions belonging to the portfolio company. The ASML equity deal allows it to share that risk with the only customer in town, while ASML benefits from the profitability of Zeiss' semiconductor manufacturing technology (SMT) business — of which it is the near-exclusive customer.

“The most important aspect is that ASML and SMT executives get to sit together on the board and make decisions about the future of the business, such as taking appropriate levels of risk,” Wennink says. Until now, ASML's number-one risk factor has in fact been Carl Zeiss — because it was completely dependent on the optics company. But as co-owner of Zeiss SMT, that risk will be much-reduced.

Gigaphoton source efficiency

An area where ASML faces a competitor of sorts is in the equally tough development of EUV source technology, in the form of the Japanese company Gigaphoton — whose CTO Hakaru Mizoguchi is delivering a plenary speech on the topic at this year's LASE symposium.

Ultimately, ASML needs a 250W power EUV source to deliver the kind of wafer

productivity throughput demanded by its chip-manufacturing customers. For years, that power level had looked all but impossible, before technicians at ASML's Cymer subsidiary and Gigaphoton both hit upon the idea of using two types of lasers in their sources: one the hugely powerful drive beam that produces broadband (including EUV) light when fired at

tin droplets, and a second “pre-pulse” or trigger laser that effectively primes those droplets to maximize EUV generation and the overall efficiency of the process.

According to a technical communication published last year by Mizoguchi's development team in the *Journal of Laser Micro/Nanoengineering*, the “GL200E” production source will be able to generate

250W of EUV output from a 20 kilowatt carbon dioxide drive laser — suggesting that the team has found a way to make the laser-to-EUV conversion process significantly more efficient. And given the colossal laser powers required, such energy savings could be extremely valuable.

Gigaphoton's approach uses a dual-laser

continued on page 28

SEIZE THE MOMENT

Your Journey Starts
at **Booth 1017**

Spectroscopy is a powerful and elegant technique, enriched by its nuances and challenging in its trade-offs. To help you harness this power, **Ocean Optics** offers modular spectrometers, application consultation and technical support that few others can match.

*Your journey to successful applications
begins at **Booth 1017**.*



info@oceanoptics.com | **US** +1 727-733-2447

EUROPE +31 26-3190500 | **ASIA** +86 21-6295-6600

www.oceanoptics.com



Reflective optics developed for EUV lithography applications by Rigaku. ASML and Zeiss have joined forces to develop future generations of high numerical aperture (high-NA) EUV optics. It is hoped this will circumvent the need for multiple-patterning with EUV, which is viewed as prohibitively expensive. Photo: Rigaku Innovative Technologies.

EUV Lithography continued from page 27
 “priming” pulse ahead of a nanosecond-duration carbon dioxide blast, with a prototype said to deliver more than 100W of “clean” EUV power at a repetition rate of 100kHz and a claimed conversion efficiency of 5% — a figure that can be considered remarkably high for EUV sources. One way to improve the conversion efficiency is to use picosecond pulses in the “primer”, and Gigaphoton has previously experimented

with frequency-tripled Ti:sapphire sources to excite specific electronic transitions within the target tin atoms to achieve this.

Mizoguchi says that the success in achieving the record-breaking conversion efficiency while attaining a 100W average output, combined with stable operation and a high duty rate of 95%, shows that the Japanese firm’s engineers are “very close to the market introduction stage” for EUV light sources offering lower running

costs than has been the case so far.

Specialist optics

Such are the power levels involved in laser-driven EUV sources that specialist optics are needed to handle the beams — with Photonics West exhibitor and diamond optics maker Element Six among those involved. Henk de Wit, general manager and business manager of the company’s optical activities, backed up

ASML’s assertions, telling *Show Daily*: “EUVL is now really gearing up for introduction in 2017 and 2018.”

The complexities of CVD diamond optics manufacture mean that lead times are measured in months rather than weeks, and so the Element Six order book ought to make a good proxy for both the rate of EUV tool deployment and development.

“Current CVD diamond technology is sufficient for the current generation of EUVL light sources,” de Wit said. “However, as demands increase for faster throughput, advanced solutions are required to produce more robust optics. To enable further increases in power levels, Element Six has introduced ‘Diamond PureOptics’, an all-diamond optics range, to enhance the stability of anti-reflective solutions, increasing system reliability at high optical power densities.”

Ideally suited to EUV applications, this range of products is said to exhibit a factor-of-ten higher laser-induced damage threshold compared with anti-reflection coated windows, combined with a reflectance of less than 0.5 percent and a transmission above 99 percent.

Although the company does not reveal how many diamond optics components are needed in the first generation of production EUV tools, de Wit added: “Further increases in power levels to enhance wafer throughput may require more components to use CVD diamond. As an example, we have seen common interest in another product in the PureOptics family, the quarter-wave plate.”

Meanwhile, Rigaku Innovative Technologies (RIT) has announced a range of precision lithography optical coatings for manufacturing the ultra-reflective mirrors needed for EUV wafer patterning. “RIT’s reflective optics are critical elements of the optical chain used inside scanner tools that print chip patterns onto a wafer at rates of speed as high as 125 wafers per hour,” states the Japan-headquartered firm.

Exploiting three decades of experience in reflective optics production, RIT can claim to be the only truly independent volume manufacturer in the industry — and one of the first to invest in research and development of multilayer coatings designed specifically for EUV lithography.

The company says it recently installed a second in-line, high-throughput deposition system, meaning that it now has two independent systems that can simultaneously deposit coatings onto four large optics of up to 800 mm in diameter — again supporting the notion that the EUV era is nearly upon us.

So, is EUV lithography there yet? Well, no, not quite. But it’s getting real close — those attending this morning’s LASE plenary talk by Hakaru Mizoguchi should find out just how close.



PHOTONIC WEST
**BOOTH
 #1823**

FRENCH PHOTONICS EXPERTISE

1 cluster, 1 place, full of competences



Meet your future business partners

ALPHANOY / AMPLITUDE SYSTÈMES / AZUR LIGHT SYSTEMS / FEMTO EASY
 FIRST LIGHT IMAGING / IRISIOME / ISP SYSTEM / KYLIA / NETA / SPARK LASERS

QUINTIX[®]

NEW

Picosecond pulsed diode laser

- THE MULTITOOLOO -

Picosecond & CW mode

User adjustable pulse-shape

Programmable delay generator

Arbitrary frequency generator

Modulation & gating capability

Highest fibre coupling efficiency

- UV / VIS / IR -

Visit our website for more information



Visit us at **markettech** booth #1533

omicron
LASERAGE

Omicron-Laserage Laserprodukte GmbH
www.omicron-laser.de

Top Companies Now Hiring

VISIT THE JOB FAIR IN THE EXHIBITION HALL

**LAND THE
PERFECT JOB
IN OPTICS AND PHOTONICS**



FREE ADMISSION

Tuesday & Wednesday

10 am to 5 pm

For more information, visit the **SPIE Career Center Booth #1102**

KLA Tencor

Calling **the leap takers.**
The **ground breakers.**
The **paradigm shifters.**

Calling the visionaries ready to use nanotechnology to revolutionize our lives. At KLA-Tencor, we're making scientific advancements that are bigger > *and* < than the semiconductor industry has ever seen.

We're enabling the digital age by pushing the boundaries of nanotechnology and making advancements in:

- > optics
- > high-speed data processing
- > precision motion control
- > illumination systems
- > advanced algorithms
- > electron optics
- > image sensors
- > computational lithography

On our team, you'll never run out of opportunities. The future is calling. Will you answer?

Answer the call at kla-tencor.com/careers

© 2015 KLA-Tencor Corporation

ROSENDAHL
KNILL GRUPPE

NEXTROM
KNILL GRUPPE

WE ARE HIRING FOR:
Fiber Draw Specialist (FIN)
Preform Manufacturing Specialist
(FIN) Service Engineer (NC, GA, USA)

Come see us at Booth 2539

office.usa@rosendahlnextrom.com

ANDOR

an **Oxford Instruments** company

We are recruiting today for:

- Sales Engineers
- Field Application Specialists

Contact our team at **booth #1331** for more information or email hr_admin@andor.com.

Andor is a global leader in the development and manufacture of high performance scientific digital cameras for academic, industrial and government applications. Through continuous dialogue with our customers and strong teamwork we continue to innovate ground-breaking products, improving the world in which we live.

| OEM | Life Science Research | Physical Science Research |
| Microscopy | Imaris Software |

andor.com/careers

Find us on

NKT Photonics on the hunt for talent

In the laser industry, the switch to fiber technology has been a hot topic for years and at the forefront of the wave we find photonics crystal fiber pioneers NKT Photonics. With a comprehensive product line spanning everything from supercontinuum lasers, ultrafast- and single-frequency lasers, to distributed temperature sensing systems, the company is the leading fiber laser manufacturer outside macro-material processing.

NKT Photonics is growing fast, and with the inclusion of UK-based Fianium and German LIOS Technology in 2016, the company now employs over 240 people globally, and more is needed. To man the many new projects that flow through organization, NKT plans to significantly ramp up their recruitment activities in 2017.

Like their more famous cousins LEGO and B&O, NKT Photonics is a Danish company with an international outlook. Walk the corridors of any of their sites, and you will notice the international atmosphere with employees from all corners of the globe. English might be the official way of communication, but you are likely to hear most of the World's major languages at the coffee machine.


Right now, NKT Photonics has a number of open positions within optics, software, electronics, mechanics, sales and service, quality management, and many more are to follow later this year.

Give your career a boost and visit NKT Photonics at their booth #823 where you can meet representatives from Engineering, Sales, and most of the Management team - including Global HR Director Nicola Davies - and see all the open positions at www.nktphotonics.com/careers


The ultimate high-end spectrometer

Ultra high sensitivity
High dynamic range
High linearity
Highly configurable

THE ONLY THING LOW ABOUT THE RHEA IS THE PRICE



ARMOURDILLO™
TOUGHENED GLASS



PHOTONICS WEST BOOTH #4212

ARMOURDILLO TOUGHENED GLASS DESIGNED FOR CHEMICAL STRENGTHENING TO REPLACE TRADITIONAL BK7 WINDOWS. PROTECTION FOR SERVICE PERSONNEL AND ALL OPTICAL SYSTEMS.

COME TO OUR BOOTH FOR A LIVE DROP BALL TEST DEMONSTRATION AND LEARN MORE ABOUT WHY YOUR OPTICS SHOULD ALWAYS BE PROTECTED BY AN ARMOURDILLO WINDOW.

T +44 (0) 1745 584 484
E lizzie@armourdillo-optics.com
W www.armourdillo-optics.com

ARMOURDILLO IS A DIVISION OF THE  POTL GROUP




TAG OPTICS INSPECTOR 3D Digital Microscope for High Speed Part Inspection

Features:

- Fully integrated inspection system for industrial in-line environments
- World's fastest focusing lens
- Unprecedented control over non-mechanical Z axis
- Inspect multiple focal planes in real-time
- Generate EDOF images

Standard microscope telecentric image



Shallow DOF

TAG Inspector telecentric image



Large EDOF



State-of-the-art high-resolution 3D telecentric inspection ideal for go / no-go in-line inspection

See it live in action:



Mitutoyo

North Hall Booth# 4931 South Hall Booth# 2531

Contact us today to discuss your application!
www.tagoptics.com info@tagoptics.com 609-356-2142

Anywhere light goes™

Optikos® Metrology products measure and assure the optical performance and image quality of lens assemblies, camera modules and systems.

OpTest® Systems

with modular hardware options for testing a wide range of lenses

LensCheck™ Systems

a compact instrument for production or lab testing of smaller lenses

Meridian™ Systems

for real-time testing of small, relatively wide-field cameras

I-SITE™ Systems

for comprehensive camera testing with multiple modules and configurations


Optikos® Design

services are provided by our broadly-skilled, expert engineering team for optically-based product and instrumentation design and manufacturing.

IQ Lab™ Services

are offered through our optical metrology lab for measuring lenses, cameras, and various optical component characteristics.

MERIDIAN™ CAMERA TESTING SYSTEMS



**VISIT US AT
BOOTH 2323
FOR PRODUCT
DEMOS**



Learn more at sales@optikos.com

+1 617.354.7557

SPIE.

CONNECTING MINDS. ADVANCING LIGHT.

the business of photonics
optics.org

Get the latest industry news



connected

- latest news
- in-depth coverage of key growth areas
- buyer's guide
- product announcements

focused

- Newsletter
- Photonics West Show Daily
- Product Focus
- Vision Focus

SPIE. PHOTONICS WEST

The Moscone Center, San Francisco, CA
www.spie.org/pw2018

Plan to attend Photonics West 2018

The premier event for the photonics and laser industries

Mark your calendar for 27 January–1 February 2018

Excited Excelitas targets lidar with laser module

Photonics West exhibitor Excelitas Technologies launched a new pulsed laser diode array, aimed at lidar applications including drones and the emerging era of autonomous vehicles.

The Waltham, Massachusetts, firm says that, unlike single-pixel lasers, the 1x4 linear configuration enables each pixel to be situated in very close proximity to its neighbor - minimizing space requirements in the assembly and enabling the use of smaller, less costly optical com-

ponents. Reducing the size and cost of lidar units is seen as a critical element of the move towards autonomous driving, where a fusion of data from lidar, radar and imaging sensors would be used to control vehicles.

Excelitas adds that each laser pixel can have up to four emitting stripes, enabling high per-channel optical power levels in excess of 85 W, for long-range detection with minimal power consumption and a rise time of less than 5 nanoseconds with

suitable drive electronics.

Denis Boudreau, product leader at Excelitas, told *Show Daily*: "Our design can be used either with all pixels fired at once, or selectively one channel at a time." He added that with VCSELs, which others are pursuing as an option for compact lidar units, the much lower output means that a larger two-dimensional matrix is needed to get the necessary power. "This leads to larger and more expensive optics, which does not make that technology practical for long-range applications," Boudreau said.

Customized Excelitas products using the same laser technology are currently being designed into various lidar systems,

says the firm, with a range of approximately 200 meters possible using appropriate drive electronics and heat-sinking. "While this technology gives great range, it also allows greater field of view and smaller objects to be resolved," Boudreau added.

"There definitely is a high level of demand in this area, with a sharp increase in the last couple of years, everyone from small startups to large OEMs all jumping in," he said of the emerging application in autonomous driving. "It certainly will be very interesting to see how this evolves over the next three to five years. These are exciting times!"

MIKE HATCHER

LIVING LASERS: TIME TO GO IN VIVO

"Lasers inside live cells" was the title of a tantalizing topic presented as part of BiOS conference Biophysics Biology and Biophotonics II: The Crossroads on Saturday, courtesy of Matjaž Humar from the Jožef Institute and University of Ljubljana, Slovenia, and Harvard Medical School.

Humar's group first demonstrated laser implantation and operation inside a single live human cell in July 2015. "We have also demonstrated that the fat cells in our body already contain lasers, which need only to be activated," he told the conference, referring to cells which can act as resonant cavities when stimulated with light.

The lasers are in the form of small solid spheres or lipid droplets. Deformation enables accurate measurements of the forces inside the cells. One of the beneficial uses of living tissue lasers is that the emission of each laser can be used as a barcode with enough unique combinations to tag each of the millions of cells in the human body, which would be impossible to achieve with dyes.

"Previously, to insert a laser into cells or into biological tissues, researchers have used many different light sources, such as quantum dots or proteins. But the problem is that they have a very broad emission spectra, so if you want to make and use a lot of those probes they will

have a lot of overlap of the wavelengths," he explained.


Instead, live cell lasers are more useful because they generate narrow lines, so that multiplexing and precise sensing are enabled. Humar's aim has been to construct all the elements — laser cavity, medium and pump — from biological materials then place them inside living cells.

"I am using a whispering gallery mode laser, which is formed when light is trapped by total internal reflection at the surface of a transparent spherical object, such as a bead or droplet several micrometers in size," he said.

Humar has also investigated lasers based on liquid crystals, including cholesterol. "They settle into nice periodic structures. When you put a dye inside this you obtain a good lasing medium. When you pump this then you can achieve very nice lasing; this laser is also very sensitive to the temperature, so by making a laser we are also making a biological temperature sensor."

Looking ahead to the next stages of living cell laser development, Humar concluded, "In future work, we intend to further decrease the size of the lasers, thereby enabling even sub-cellular organelles to be targeted. We also plan to show the capability of cellular lasers *in vivo*."

MATTHEW PEACH



Edmund Optics is celebrating its 75-year anniversary on the Photonics West exhibition floor - complete with a refurbished 1949 Dodge Panel truck similar to one used to deliver optics products in the 1950s. Photo: Bay Area Event Photography.

NAVITAR SNAPS UP PIXELINK FOR IMAGING

Rochester-headquartered Navitar is acquiring fellow exhibitor PixeLINK, which develops digital cameras for use in industrial, life science, and other advanced imaging applications.

Based in Ottawa, Canada, PixeLINK specializes in industrial cameras for machine vision applications and microscope cameras for life science and digital microscopy, incorporating both CMOS and CCD technology. Its latest models are equipped with the 12.3 megapixel Sony Pregius IMX253 and 8.9 megapixel IMX255 sensors to support 4K Ultra HD video.

Navitar president Michael Thomas said: "The addition of the PixeLINK business enables us to provide our Navitar core dealers and OEM customers in machine vision and life science a large range of visible spectrum camera solutions."

Julian and Jeremy Goldstein, who own Navitar, added: "We look forward to developing ground-breaking integrated camera and lens solutions optimized for the sharpest, cleanest images available in the industry."

Navitar will host live demonstrations with a PixeLINK camera at booth #638.

Extended focus promises endoscopy breakthrough

A new endoscope for imaging the esophagus offers three times higher resolution and better depth of focus than existing tethered capsule technology, according to Barry Vuong, a research fellow at Massachusetts General Hospital and Harvard presenting on Monday.

Vuong showed video from tests with the prototype screening technique, developed at MGH for a more precise look

for signs of cancer and other diseases. "It's a really big advance," said Gary Tearney, a pathology professor at Harvard Medical School.

Current devices suffer from a lack of depth in imaging, Vuong said. The new device goes deeper while maintaining good lateral resolution — and is apparently more comfortable for patients. "Like taking a large candy," said Vuong,

"They don't complain."

The new technique, called extended depth of focus (EDOF), features a capsule 28 millimeters long by 11 millimeters wide. It spins on the end of an optical fiber inside a 2 meter-long tether, with screen-based diagnosis possible in real time.

EDOF can image the layers below the surface "beyond the expected 2 millimeters," Vuong said, and the images shown in

his video were indeed sharper than those made with existing technology. He showed the device to a packed hall at an early morning session of the BiOS symposium.

EDOF could become a low-cost, minimally invasive option for clinical work, thinks Vuong, adding that it is just a few months away from completion as a research device.

FORD BURKHART

Neurophotonics hits its stride at BiOS

Following in the footsteps of the popular Saturday night BiOS Hot Topics sessions, the first-ever neurophotonics plenary session at Photonics West on Sunday featured 10 rapid-fire presentations covering the broad spectrum of neurophotonics R&D currently taking place worldwide.

“There is a strong focus on developing the technologies to dramatically impact our understanding of how the brain works,” said David Boas, who moderated the session and is editor-in-chief of SPIE’s *Neurophotonics* journal.

One of the initial challenges has been to find new ways to measure tens of thousands of neurons simultaneously. This requires taking an interdisciplinary approach to technology development that brings together neuroscientists, engineers, physicists, and clinical researchers. It also prompted SPIE to add a technology application track on the brain this year.

“SPIE recognized the need to bring together all the different groups in this field to get an overview of the many neurophotonics activities going on,” Boas said.

The neurophotonics plenary session showcased the diversity of these research efforts, from genetically encoded indicators of neuronal activity to 3-photon microscopy for deep brain imaging, chemical sectioning for high-throughput brain imaging, and mapping functional connections in the brain.

“We need to step back and think about all of these important methods and the larger picture,” said Rafael Yuste, professor of neuroscience at Columbia University and a pioneer in the development of optical methods for brain research. His presentation covered novel neurotechnologies and their impact on science, medicine, and society.

“Why don’t we already understand the brain?” Yuste asked. “People say it’s just too complicated, but I believe the reason ... is that we don’t have the right method yet. We do have methods that allow us to see the entire activity of the brain, but not enough resolution of a single neuron. We need to be able to record from inside the neuron and capture every single spike in every neuron in brain circuits.”

Here are highlights from other plenary talks:
Genetically encoded indicators of neuronal activity. Taking a cue from Nobel Laureate Roger Tsien, a pioneer in the field of engineering proteins for neuroscience, Canadian researchers at the University of Alberta are working to develop new kinds of protein indicators to study neuronal activity, noted the university’s Robert Campbell. While early calcium indicators were synthetic tools,

the Campbell Lab is working on genetically encoded proteins, taking a fluorescent protein and turning it into a calcium indicator, “a proxy for neuronal activity,” Campbell said. Most recently, they have developed FlicR1, a new type of red fluorescent voltage indicator that can be used to image spontaneous activity in neurons. “We are very optimistic about this new indicator,” he said.

Optical detection of spatial-temporal correlations in whole brain activity. Studying these types of correlations is “very important because morphology and functionality in the brain are tightly correlated to each other,” said Francesco Pavone of Università degli Studi di Firenze in Italy. His group is taking a multi-modality approach in mouse models to study brain rehabilitation following a stroke. They are using light-sheet microscopy to look at vasculature remodeling, two-photon imaging to study structural plastics, and wide-field



Peter So, MIT. Photo: Amy Nelson

meso-scale imaging to evaluate functional plasticity. “We would like to study at all brain levels the map of all activated cells,” Pavone said.

Two-photon optogenetics with millisecond temporal precision and cellular resolution. “Do we have the technology to develop multi-cell, multiplane optogenetics with millisecond temporal resolution and single-cell precision?” asked Valentina Emiliani, director of the Neurophotonics Laboratory at University Paris Descartes. Her lab is working with computer-generated holography, spatial light modulators (SLMs), and endoscopy to control the activity of a single neuronal cell. “We have been able to achieve very robust photostimulation of a cell while the mice were freely moving, with nice spatial resolution,” she said.

Monitoring synaptic activity across the full dendritic arbor. Peter

So, professor of mechanical and biological engineering at Massachusetts Institute of Technology, described his group’s work using 3D holographic excitation for targeted scanning as a way to study and map synaptic locations in the brain. “Neurons generate responses from many synaptic inputs, and we found that there are over 10,000 synaptic locations we would like to look at in parallel and map using synaptic coordinates to map activity,” he said.

Three-photon microscopy for deep brain imaging. “Three-photon has vastly improved the signal-to-background ratio for deep imaging in a non-sparsely labeled brain,” said Cornell University’s Chris Xu. By combining a long wavelength (1300-1700 nm, the optimum spectral windows for deep imaging) with high excitation, Xu said researchers are making new inroads into deep imaging of brain tissue. Three-photon microscopy is also valuable for structural imaging and for imaging brain activity “in an entire mouse cortical column,” Xu added.

Mapping functional connections in the mouse brain for understanding and treating disease. Mapping brain function is typically performed using task-based approaches to relate brain topography to function, noted Adam Bauer of Washington University School of Medicine. “But we want to be able to help patients who are incapable of performing tasks, such as infants and those with impairments,” he said. For this reason, the lab has developed a functional connectivity optical intrinsic signal (fcOIS) imaging system to study mouse models of Alzheimer’s, functional connectivity following focal ischemia, and to map cell-specific connectivity in awake mice.

Clinical neuro-monitoring with NIRS-DCS. Maria Angela Franceschini of the Athinoula A. Martinos Center for Biomedical Imaging described her group’s work developing MetaOX, a tissue oxygen consumption monitor. The instrument has been tested in neonatal intensive care units to monitor hypoxic ischemic injury and therapeutic hypothermia. It uses frequency-domain near infrared spectroscopy to acquire quantitative measurements of hemoglobin concentration and oxygenation and diffuse correlation spectroscopy (DCS) to create an index of blood flow. The device is also being evaluated in Africa to study the effects of malnutrition on brain development, and in Uganda to study hydrocephalus outcomes in newborns.

Chemical sectioning for high throughput ex-vivo brain imaging. Shaoqun Zeng of the Wuhan National Lab for Optoelectronics in China outlined his group’s work using chemical sectioning



Rafael Yuste, Columbia University. Photo: Amy Nelson

for high-throughput fluorescence imaging of a whole mouse brain at synaptic resolution. The goal is to systematically and automatically obtain a complete morphology of individual neurons.

Opportunities and priorities in neurophotonics: perspectives from the NIH. Edmund Talley of the US National Institutes of Health shared his experiences with the US BRAIN Initiative, which is slated to receive more than \$430 million in the 2017 federal budget, plus \$1.6 billion in dedicated funds through 2026 via the 21st Century Cures Act passed in December 2016. “There is some very serious investment in neurotechnologies to understand how the mind works, and there is bipartisan political support,” Talley said. “Multiple federal agencies are funding this.”

KATHY KINCADE


PHOTONICS WEST. SHOW DAILY

PUBLISHED BY
 SPIE, 1000 20th Street
 Bellingham WA 98225 USA
 Tel: +1 360 676 3290
 www.spie.org

EDITORIAL
 Original Content Ltd.
 Tel: +44 (0)117 939 4887

ADVERTISING SALES
 Lucent Media
 Tel: +44 (0)117 905 5330

PRODUCTION & PRINTING
 Tradeshow Media Partners
 200 Valley Drive, Suite 36
 Brisbane, CA 94005
 Tel: +1 415 371 1525

SPIE. 

Thales Lasers. Innovation for industry.

Wherever safety and security matter, we deliver

UNRIVALLED SCALABILITY

Benefit from our worldwide organisation, support and delivery capabilities

30 YEARS OF EXPERIENCE

Rely on dedicated teams, tools and cutting-edge technologies

GREAT EFFICIENCY TO MATCH INDUSTRY REQUIREMENTS

Increase productivity through our purpose-built lasers

AN UNPRECEDENTED PORTFOLIO

Meet your needs with a wide range of laser products

HIGH-PERFORMANCE LASERS

Satisfy increasing customer demand for robust, reliable systems 24/7

Thales is a world leader in the design and manufacturing of nanosecond lasers as well as high intensity laser systems. Thales is committed to satisfying the most demanding industrial applications by providing reliable and easy-to-use lasers with exceptional technical performance. Thales meets the industrial sector high production rates and 24/7 capability, benefiting from consistent delivery and experience across a number of projects, including development of the world's most powerful laser for the ELI-NP Research Centre. So every moment of every day, wherever technical capacity is critical, Thales delivers.

Image courtesy of Advanced Laser Technology Research Center (ALTREC)

**Come to visit us on
booth #1335**

Search: Thalesgroup



THALES
Together • Safer • Everywhere

When there is no margin for error, talk to us

Advanced Photonic Solutions for
Aerospace & Defense | Industry
Life Sciences | Scientific Research

Precision is at
the heart of
everything we do

Visit us at **Booth 1901**

SPIE. PHOTONICS
WEST

Acousto-Optics | Electro-Optics
Fiber Optics | Precision Optics
Instrumentation

goochandhousego.com



Gooch & Housego
ENABLING PHOTONIC TECHNOLOGIES

