

# Photonics West® Show Daily

In association with:  
**optics.org**

## BiOS hot topics: from OCT to optogenetics

Diagnostic advances, control of brain activity and opportunities in medical robots all featured in the showpiece session.



**Optogenetics pioneer Ernst Bamberg** Photo: Amy Nelson/SPIE.

Photonics West delegates poured into a jam-packed hall for the now-traditional curtain-raiser of the week — Saturday evening's BiOS Hot Topics session. Optogenetics was among the buzzwords in the exhibit hall, and it's not hard to see why: the ability to control biological cells, particularly those in the brain, with light is now emerging as a major theme.

In the first of the quickfire Hot Topics presentations, Ernst Bamberg from Germany's Max Planck Institute said that defining what optogenetics can do is deceptively simple. Work to insert op-

sin genes into neurons and then using light to trigger or inhibit their firing has been gathering pace since initial discoveries were published a decade ago. But that pace has picked up dramatically since the ability to precisely deliver irradiation via optical fibers was pioneered in 2007, and potential applications are now expanding rapidly.

Bamberg described how the technique can map the motor cortex of a mouse's brain, structures buried sufficiently deep that scattering effects

continued on p.30

## DON'T MISS EVENTS

### OPTO PLENARY SESSION 8:00 to 10:00am

- **Light in a Twist: Optical Angular Momentum;** Miles J. Padgett, Univ. of Glasgow
- **Quantum Optomechanics;** Markus Aspelmeyer, Vienna Ctr. For Quantum Science and Technology, Univ. of Vienna
- **Group IV Photonics for the Mid-Infrared;** Richard Soref, Univ. of Massachusetts Boston

### INDUSTRY PANEL SESSIONS

- **Silicon Photonics and Photonic Integrated Circuits** 2:00 to 3:00pm
- **Emerging Growth opportunities in Sustainable Technology** 3:30 to 4:30pm

See Technical Program and Exhibition Guide for details. Registration fee applies for Plenary Session.

## INSIDE

- Pg 7: Welcome to Photonics West
- Pg 12: Laser-additive manufacturing
- Pg 19: First-time Photonics West exhibitors
- Pgs 9, 23: Symposium chair interviews

## MOEMS plenary: nano-optics coming of age

"Devices built around the nano-scale behavior of light have been promised for some time, but the prospects have mostly been based on simulation and theory, rather than practical demonstration. That has now changed." So said Bozena Kaminska of Canada's Simon Fraser University, opening the MOEMS-MEMS plenary session by describing how nano-optics is moving towards commercial applications and products.

Nano-hole arrays are known to enhance light transmission, through coupling of the light with surface plasmons; Kaminska described how additional


structural features beneath the holes, such as nano-scale cavities or disks, can further improve properties.

"Enhancement of electric field intensities in the vicinity of the new features could help to augment surface-enhanced Raman spectroscopy, or produce single- and multi-pass spectral filters," she said. "But a new fabrication method suitable for real-world manufacture was essential."

That has been tackled through a new production process, combined with a roll-to-roll manufacturing set-up, to cut total fabrication time by a factor of three — and could ultimately achieve even better results.



BRINGING INNOVATIVE SOLUTIONS INTO FOCUS™



Come to booth **1637** to see the newest optical metrology testing equipment!

# state of the art



## **pco.edge – the first camera system with the revolutionary sCMOS image sensor**

Bringing to light! The new camera system pco.edge represents a perfect combination of high resolution, extremely low read out noise, and superior dynamic – at low light, for excellent image quality even at high frame rates. Discover the new possibilities in the range of high performance applications.

For more information please visit [www.pco-tech.com/scmos-cameras/pcoedge/](http://www.pco-tech.com/scmos-cameras/pcoedge/)

- high resolution **5.5 megapixel**
- readout noise **< 1.1 electrons**
- dynamic range **> 27 000 : 1**
- maximum frame rate **100 frames / s**

**Visit us at:**  
**Photonics West**  
**5 – 7 February 2013**  
**Booth # 2123**

[www.pco-tech.com](http://www.pco-tech.com)  
In Europe contact: [www.pco.de](http://www.pco.de)

**pco.**



Topica chose Photonics West to announce that it had snapped up the Berlin-based laser diode manufacturer eagleyard Photonics, effective January 1. The deal sees Topica become more vertically integrated, with eagleyard regarded as a leading producer of precision and high-power gallium arsenide diodes emitting at wavelengths between 650nm and 1120nm. From left: Dr. Wilhelm Kaenders (Topica), Dr. Thomas Laurent (eagleyard), Dr. Goetz Erbert (FBH), Jörg Muchametow (eagleyard), and Dr. Thomas Weber (Topica). See Topica at booth #8623 and eagleyard at #1500. Photo: Topica Photonics.

## Tornado whirls in with ultra-compact OCT

Toronto-based Tornado Spectral Systems used the BiOS exhibition to launch the commercial prototype of its compact interferometer and detector package. Known as "OCTANE" for short, Tornado says it is the first to employ a "nanophotonic engine" for use in optical coherence tomography (OCT) imaging equipment.

The two-year-old company has developed the technology through intellectual property on integrated optics licensed from Michal Lipson's nanophotonics research group at Cornell University. It says that OCTANE is poised to disrupt the fast-growing OCT sector by combining the spectrometer and detector elements within a product footprint the size of a small paperback book, and weighing less than a pound.

OCTANE features a standard center wavelength of 860nm, provided by a superluminescent diode source, and a spectral range of 350nm. Custom versions at wavelengths ranging between 400nm and 1100nm are also available.

The nanospectrometer chip at the heart of the package has been developed in collaboration with Cornell's semiconductor foundry service, but Tornado is currently transferring production to A\*STAR in Singapore, where the devices can be made using standard 8-inch wafer processing steps. The company, which expects to release a full commercial version before the end of 2013, says that the technology is scalable to thousands of units.

Aside from existing OCT applications in ophthalmology and cardiovascular screening, the nanophotonic engine could also help the technique break into non-destructive testing, for example of MEMS-based pressure sensor devices, bringing the twin advantages of a very compact footprint and mass production to bear in a more cost-sensitive market than medical imaging.

Last month, Tornado signed a new design, manufacturing and distribution deal with Netherlands-based Avantes, and it has also been shortlisted for one of this year's Prism Awards. See *Tornado Spectral Systems at booth #5311.*

## NKT fibers boost ultrafast power

Denmark-based NKT Photonics used the weekend's BiOS exhibit to showcase its new "aeroGAIN" rod fibers, products designed to raise the average power output of femtosecond laser pulses to an unprecedented 100W. Up until now, the typical average power of an ultrafast fiber laser has been limited to only a handful of watts, before non-linear optical effects take over.

Developed largely in-house and reflecting a new core design that the company has been working on for years, the ytterbium-doped photonic crystal fibers (pictured) are based on a large core diameter of 85 microns and offer a peak power level in the

megawatt regime without sacrificing beam quality or stability. A 55 micron alternative is also available.

Speaking on the BiOS show floor,




Kim Hansen from the company said that the technology would enable femtosecond fiber lasers to enter truly industrial applications in materials processing, as well as in medicine.

Hansen is also seeing strong de-

mand for the firm's supercontinuum sources for use in optical coherence tomography (OCT), benefiting from a trend towards higher-resolution imaging and the availability of optical components that make full use of the ultra-wideband light sources. And the global product line manager is also hopeful of a major uptick in interest from the oil and gas sector, where improved phase noise and ultra-robust performance mean that the lasers are now increasingly seen as a viable technology for pipeline and reservoir monitoring. Over the next five years, says Hansen, this market could take off. *NKT Photonics is at booth #417.*

## 3D laser nanoprinting: now 100 times faster

Karlsruhe, Germany spin-out Nanoscribe chose the BiOS exhibition for the global launch of its new and much faster tool for 3D nanoprinting. The company's Photonic Professional GT system, shown off for the very first time inside



the Moscone South Hall, now incorporates ultra-high precision galvanometers that have increased the speed at

which polymer nanostructures can be fabricated by two orders of magnitude.

CEO Martin Hermatschweiler says that existing customers can also buy the new technology in the form of an upgrade, and that the first deliveries of

the system should take place in the third quarter of 2013. The table-top system now offers what is claimed to

be the highest-resolution commercially available 3D printer. Hermatschweiler said that the system had produced a micron-scale replica of a Hellcat jet (pictured) in only a minute.

Though the novel lithography technique, which uses two-photon polymerization, is not yet being used for industrial applications, research laboratories are expected to use the kit to make novel devices for micro-optics, biological cell scaffolds and in microfluidics. See *Nanoscribe at Photonics West booth #222.*

## BiOS exhibitors add speed and depth to OCT

As well as being a hot topic at the BiOS conference this year, optical coherence tomography (OCT) was a clear target for many of the show exhibitors, with a wealth of new components and systems aimed at the growing market. New swept-source designs were a particular focus.

**Santec**, San Jose, CA, which makes tunable lasers, optical instruments and OCT products, was demonstrating the HSL-20, its new integrated MEMS-

signal and the k-clock reference signal.

Exalos' VP of sales Gene Covell said, "We will be selling the EOE to medical systems integration companies, basically to all companies that develop OCT equipment. It allows customers to take a new OCT system to market faster because they don't have to do as much product development; the EOE would be attached to the customers' scanning/sensing scopes and will do the data processing."



Saturday's BiOS exhibit in full swing. Photo: Stacey Crockett/SPIE

based, high-speed swept source. Its proprietary design is said to offer the industry's fastest swept rates of up to 100kHz, while maintaining long coherence length and stable operation. The laser is also designed for OCT systems where image acquisition speed is key, and comes equipped with k-trigger and start-trigger for system synchronization.

Jonathan Evans, director of optical systems at the firm, said: "Our customers have been using our lasers for a long time but they now want a faster scanning range and a longer coherence length. Benefits of this laser's high speed are two-fold: it causes minimal interference with the patient and it freezes any motion for detailed analysis."

Switzerland's **Exalos** presented its swept-source OCT engine (known as EOE), an integrated system comprising a swept-source module, an FPGA-based data acquisition card in a commercial PC, and proprietary software that enables real-time OCT signal acquisition and processing. This OCT engine integrates a two-channel high-speed (500 MS/s, 12-bit) DAQ card with an on-board FPGA for real-time acquisition and processing of the OCT fringe

**Thorlabs**, Newton, NJ, in partnership with **Praevium Research**, Santa Barbara, CA, is another to have developed a high-speed swept laser source, specifically designed for OCT. It is based on a patented MEMS-tunable VCSEL designed for optimal performance in OCT applications, and used by James Fujimoto's MIT group to produce some record-breaking results including a coherence length in excess of a meter. The laser provides single mode, mode-hop-free operation over a tuning range in excess of 100 nm, and Thorlabs says that the associated MEMS-VCSEL is highly adaptable.

UK-headquartered **Gooch & Housego** introduced its ultra-wideband fused couplers, reflecting a move towards increased source bandwidths for OCT. G&H says the fused fiber coupler has become the component of choice for designers of compact interferometer modules.

Senior VP Andrew Robertson said, "While the majority of OCT market demand can be covered with couplers having 30-40nm operating bandwidths in the 850nm region, we are beginning to see the emergence of systems designed

with optical sources which may have three or four times this bandwidth. We recently shipped components operating over 260nm bandwidth centered on 1050nm."

### Toptica eyes terahertz

Outside of OCT, terahertz performance was one focus of **Toptica Photonics**, Munich, Germany. The company, which develops and manufactures diode and fiber lasers, announced two major new launches at BiOS — including a terahertz spectroscopy solution.

Toptica's "TeraFlash," a complete time-domain terahertz spectroscopy platform on a tabletop, combines established 1.5 micron femtosecond laser technology with the latest InGaAs antennae. Due to its precise delay stage, the TeraFlash can achieve a peak dynamic range of more than 70 dB.

The company also launched "Top-Mode," a high-coherence, high-output diode laser, described as Toptica's answer to the quest for the "blue HeNe laser." Available at six wavelengths (405, 445, 488, 515, 633 and 685 nm), Top-Mode achieves what Toptica describes as the highest single-frequency output power of any direct diode-based system while being as easy to operate as a HeNe.

UK-based **Fianium** introduced its new "WhiteLase UV," said to be the first mode-locked, high power supercontinuum laser to extend into the UV range. It has a guaranteed cut-in wavelength at below 390nm, and extends to 2400nm.

Partnering the supercontinuum source is the company's WhiteLase LLTF Contrast laser line tunable filter, which uses a high-resolution bandpass filter to turn a supercontinuum source into a tunable picosecond laser. The filter transmits, with high-efficiency, a single laser line while blocking unwanted lines with "excellent" out of band suppression.

### Raman gets compact

**B&W Tek**, Newark, DE, showed off its compact ExemplarR plus "smart" spectrometer, which utilizes a low stray light unfolded Czerny-Turner spectrograph. It features a highly sensitive TE-cooled, back-thinned CCD detector, linearly summed for high dynamic range. A

long focal length, coupled with a high quantum efficiency detector provides data over the entire 190-1100nm spectral range. B&W describes it as ideal for low-light applications, with features including a built-in shutter allowing for dark scan measurements, even while illuminated.

Applications sales engineer Parag Bargaonkar commented, "This spectrometer's on-board processor is la crème de la crème, and communications are speeded over USB 3.0 links. All of the elements are customizable to suit different user needs and it operates over a wide wavelength range so can be used for different sorts of spectroscopy, whether absorption, transmission, reflectance or fluorescence imaging."

**Bayspec**, San Jose, CA, hailed its new "Agility" Raman spectrometer, said to offer high sensitivity and repeatability of sampling and analysis in a ruggedized, battery-operated package. The Agility, said spectroscopy product manager Lin Chandler, is available in 532, 785, and 1064 nm wavelengths with single or dual-band options.

She added: "The Agility is the smallest desktop Raman spectrometer on the market, and offers interchangeable multi-media sampling options, whether liquid, solid or fiber interface."

MATTHEW PEACH

## Photonics West Show Daily

### Published by:

SPIE, 1000 20th Street  
Bellingham WA 98225 USA  
Tel: +1 360 676 3290  
www.spie.org

### Editorial: Original Content Ltd.

Tel: +44 (0)117 939 4887

### Advertising Sales:

Lucent Media  
Tel: +44 (0)117 905 5330

### Production and Printing:

Tradeshaw Media Partners  
81 Lansing Street, Suite 206  
San Francisco, CA 94105  
Tel: +1 415 371 1525

SPIE

optics.org

We believe in  
**Freedom**

## SuperK EXTREME white light lasers Get any wavelength you want!

**Excite at any wavelength** in the 400 to 2400 nm range with Watt-level, fiber-delivered output. Get all wavelengths at once, or use our plug&play tunable filters to get exactly the wavelengths you need.

**Lifetime measurements** are easy with variable rep rate and FLIM-approved NIM trigger.

**Upgrade your system** when your needs change. Start small and build big with our modular architecture and large accessory range.

**Your budget is safe** with thousands of hours of service-free operation, remote diagnostics and optional warranty extensions.

Meet us at  
Booth# 417

**HORIBA Scientific** chose SuperK

*"As the pioneers of this technology and the company with the broadest offerings, NKT was a perfect choice"*

Steve Slutter, President of HORIBA Scientific USA



**NKT** Photonics  
the power of light

# Unrivaled Linear Variable Filters



SEE OUR NEW  
Linear Variable  
Order Sorting  
Filter

BiOS Photonics booth 8642  
Photonics West booth 642  
South Hall A

*We help ideas meet the real world* / [FILTERS.MADEBYDELTA.COM](http://FILTERS.MADEBYDELTA.COM)

## Innovations in Low Light Imaging

Providing Digital and Optical Solutions in Low Light


*See why PHOTONIS is a global leader in low light imaging solutions*

### Digital CMOS Low Light Cameras

<4e- read noise  
High speed and high resolution

### Photon Imaging Components

Sub-nano second timing  
Customize to spectral response



xSCELL  
Digital Scientific Camera



NOCTURN

LYNX



**PHOTONIS**

[www.photonis.com](http://www.photonis.com)

See us at Booth 5419

## Welcome to Photonics West 2013

We've heard so many times—really too many times—in recent years that our economy and even the global society “are at a crossroads,” though standing at a crossroads while also standing at the edge of a cliff, fiscal or otherwise, would surely be tricky. Well, in my native Ireland, the phrase brings to mind the idea of “dancing at the crossroads.” And that’s more like the spirit of Photonics West. So, one-hundred-thousand welcomes to the more than twenty thousand who will leave our great gathering with ideas, leads, and orders.

vision and tools you have invented for manufacturing enterprises providing for the planet’s seven billion people, of the ability you have given researchers to look out at the Martian landscape or into the depths of time. Even Newton on the shoulders of giants could see so much further today with the optics and imaging systems this community—you—have devised.

We are only 13 years into the century of the photon, with so much more to come. The rich potential of photonics may be sidelined in the current financial slough. But this too will pass, and photonics will play a key role in the economy of the future.

On Thursday I’ll be talking about the National Academies report, “Optics and Photonics, Essential Technologies for our Nation,” at the exhibitors’ breakfast. The title of the report states the obvious to many of us, although “essential technologies for our world” might have been more accurate. This report is not a marketing piece from those of us with a vested interest. It

is from the United States advisors to government: the National Academies. The report identifies areas demanding advancement, needing new inventions,


new products. Amongst them are faster internet, more life- and money-saving photonics in medicine, and advancing manufacturing with optics and photonics. (It may be interesting to note that the shares of 3DSystems, a significant player in the photonics manufacturing revolution, gained 238% in 2012—rich potential being realized!)

Out of the 18,000 total papers expected to be published by SPIE in 2013, more than 4,500 will be presented this week at Photonics West. Many attendees will be in conference rooms glean- ing as much information as possible; others may be too busy in the 1,200+ company exhibit to notice. Some of us will see the connection of thousands of minds, others will see current or future customers, colleagues, our new inventors, or the educational architects of the future.

As photonics grows so does the interest from the financial community who will be here to invest in ideas or help inventors reap the rewards (increases in company valuation of 238% tend to draw attention). Our Startup

Challenge, where entrepreneurs pitch their light-based technology business plans, and Prism Awards banquet recognizing the best products of 2012 will give glimpses of the ferment of invention in our space.

Take advantage of the creativity here, of the many who will come to Photonics West seeking materials, components, tools, or photonics manufacturing capacity! Enjoy the success of photonics. There is much more to come.



Eugene Arthurs, SPIE CEO. © SPIE.

*“Even Newton on the shoulders of giants could see so much further today with the optics and imaging systems this community — you — have devised.”*

The field of photonics is infused with innovative energy across its many branches. Think of the power you have put in the hands of physicians, of the

Sharing Excellence  
in Laser Technology.



### Excellent Laser Sources for Your Applications

Jenoptik provides the entire technology chain of laser sources. Starting from unmounted laser bars and single emitters to diode laser stacks and high brightness diode laser modules up to solid-state lasers such as disk and fiber lasers. We offer

high performing and reliable laser components and laser systems. All these from one partner for your applications in material processing, medical technology, science, defense as well as show & entertainment.



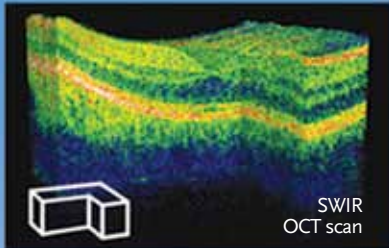
Visit us in:  
South Hall, booth 1214

[www.jenoptik.com/lasers](http://www.jenoptik.com/lasers)



# Our Cameras Are NIR Perfect.

- Sensors Unlimited NIR and SWIR products by UTC Aerospace Systems deliver clear, lifelike images
- Detect lasers, see through glass and plastic, and image through dust, fog, or haze in daylight or low light
- Compact, uncooled, no moving parts
- Standard glass optics
- Easy-to-integrate
- Spectroscopy / microscopy / biomedical analysis / machine vision / industrial process control / security & surveillance / laser imaging / art inspection / silicon & solar cell inspection



phone: +1 609-520-0610  
sui\_sales@utas.utc.com  
www.sensorsinc.com

See us at BIOS, #8811 south hall  
Photonics West, #811 south hall



**UTC Aerospace Systems**



# Industrial lasers get ultrashort

LASE symposium co-chairman Andreas Tünnermann identifies some of the highlights at this year's event.

## *What is the main focus of the LASE sessions at this year's Photonics West?*

One of the main themes of the LASE symposium at Photonics West this year will be the development of high-power lasers and their application in advanced laser material processing. An important driver for this is the increasing use of lasers in the industrial sector.

Today, lasers are indispensable tools for sustainable "green" production. The recent development of solid-state lasers based on fiber and disc geometry equipped with high-power and high beam quality not only enables energy- and material-efficient manufacturing but also increases production speed; enables the production and application of advanced lightweight materials and improves recyclability.

## *What new technologies and applications will be discussed this year?*

From my perspective, there have been important advances in novel high-power ultrashort-pulsed lasers, as well as in the scaling of high-performance lasers enabled by the coherent combining technique.

Additional news will come from emerging application areas. For example, there are many new contributions this year discussing the use of ultrashort-pulsed lasers for low-damage modification of metal and dielectric materials.

## *Is there one event in the LASE program that you would say is not to be missed?*

I would highly recommend visiting the LASE interactive poster session, which is held on Tuesday evening at 6-8pm. Visitors will have the opportunity to speak

*"Lasers are now an indispensable tool for sustainable automobile production."*

directly with the researchers and discuss their latest scientific results. This sort of interaction is vital as it helps to foster scientific knowledge exchange on an international level. Also, do not forget to visit the three-day laser exhibition, which from my point of view is the most important one in North America.

## *What do you view as the highlights of this year's LASE symposium?*

The LASE symposium runs over several days and offers a full program that covers both basic and applied research into laser physics and technology. In Wednesday morning's plenary talks (10.20am to 12.30pm) given by Wim Leemans, Martin Wegener, and Geert Verhaeghe, we will see excellent examples of how lasers have risen to prominence in both academia and industry.

First, Wim Leemans from Lawrence Berkeley National Lab, US, will report on laser-based particle acceleration and the path to TeV physics and compact x-ray and gamma ray sources. Then, Martin Wegener from Karlsruhe Institute of Technology followed by Geert Verhaeghe from Faurecia Autositze GmbH will show just how versatile a tool lasers have become by discussing the manufacture of photonic nanostructures and macroscopic lightweight structures in automobile manufacturing respectively.

I am personally looking forward to seeing the latest results describing the performance scaling of fiber- and solid-state lasers. I expect major improvements in the reliable creation of high peak-power ultrashort-pulsed lasers operating at high average powers.

## *How critical has the automotive sector become for industrial lasers?*

Lasers are now an indispensable tool for sustainable automobile production. And, from my point of view, there is no doubt that the impact of lasers in the automotive industry will only increase further.

Lasers give the automotive industry the opportunity to process new materials like high-strength steel. In turn, this opens up novel avenues for lightweight constructions that lower fuel consumption and increase safety for the passenger.

However, it is not only cutting and welding that has led to advances such as lightweight materials in the car-body manufacturing process. Today, lasers are also used for trimming, grooving, hardening, coating, and drilling components along the whole production line. These methods reduce kinetic friction,

increase energy efficiency and facilitate quality control in production, as well as lower fuel consumption in operation. All of these aspects lead to a truly green production circle.

Remote manufacturing technologies also play a key role in automotive production, however, further developments on the component level, as well as on the system level for scanner modules and projection optics, are required.

## *What new results are your research teams from Jena presenting?*

At the Institute of Applied Physics at Friedrich Schiller University Jena and the Fraunhofer Institute for Applied Optics and Precision Engineering in Jena, our research topics include the development of high



Andreas Tünnermann is the director of the Fraunhofer Institute for Applied Optics and Precision Engineering in Jena, Germany. He is co-chairing this year's LASE symposium with Bo Gu from Bos Photonics. Credit: IOF Jena.

performance fiber laser systems in continuous and pulsed operation. Researchers from both institutes will give several conference talks about their latest scientific results.

We are particularly proud of our work to create a high-average-power fiber laser system for attosecond science [paper number 8601-48] as well as a 4-channel coherently combined femtosecond fiber CPA system [8601-42]. A scientific highlight will be a passively Q-switched Nd:YVO<sub>4</sub> microchip laser delivering femtosecond pulses [8599-44]. This concept has the potential to revolutionize the creation of ultrashort pulses.

## *What advice would you give someone attending Photonics West for the first time?*

Those going to Photonics West for the first time should make an attempt to attend presentations within all of the technical conferences: BiOS, LASE, OPTO, MEMS-MOEMS and Green Photonics.

To get a good overview, a first-time attendee should focus on plenary talks, keynotes, and invited talks. I would also recommend visiting the various exhibitions and really taking time to discuss any new advances. I highly recommend Photonics West as a platform to gain a broad overview about new developments within laser technology and its diverse applications.

JACQUELINE HEWETT



Tamarisk<sup>®</sup><sub>640</sub> \*



Tamarisk<sup>®</sup><sub>320</sub> \*

## Introducing the Tamarisk<sup>®</sup><sub>640</sub>

DRS Technologies expands the Tamarisk<sup>®</sup> family of thermal imagers with the Tamarisk<sup>®</sup><sub>640</sub>. With four times the number of pixels and resolution of the class-leading Tamarisk<sup>®</sup><sub>320</sub>, the Tamarisk<sup>®</sup><sub>640</sub> provides an expanded level of performance while maintaining its compact size and industry leading low power consumption. The Tamarisk<sup>®</sup> line leverages advanced 17  $\mu\text{m}$  pixel pitch technology with our patented absorbing superstructure design to deliver unmatched thermal image quality in a versatile, durable, compact package built for easy integration into your most challenging applications.

**More Pixels. More Features. More Contrast. More Tamarisk<sup>®</sup>**

[drsinfra.com/Tamarisk](https://drsinfra.com/Tamarisk)

**Visit us at Booth #5427.**

\*Shown at actual size.

**MORE PIXELS.  
MORE FEATURES.  
MORE CONTRAST.**

**MORE TAMARISK.<sup>®</sup>**



**DRS Technologies**

A Finmeccanica Company

Free-space performance  
in a low-cost, scalable,  
nanophotonic package

Booth #5311



## OCTANE

Optical Coherence Tomography  
Advanced Nanophotonic Engine




### The OCTANE Advantages

- Thermal and vibrational insensitivity
- Turn-key OCT spectrometer
- Never requires alignment
- High-volume production
- Small form factor
- Low cost

Tornado's OCTANE spectrometer meets commercial OCT industry specifications and uses integrated optics rather than free-space components as its optical core. Engineered for OEM production.

### IMAGE RESULTS



**tornado**  
spectral systems

555 Richmond St W., Suite 705, Toronto, ON M5V 3B1  
P: +1 416.361.3444 E: [info@tornado-spectral.com](mailto:info@tornado-spectral.com)

[tornado-spectral.com](http://tornado-spectral.com)

## Bet your life on laser sintering

Additive layer manufacturing enabled by lasers is delivering new production strategies and economic models, discovers Andy Extance.

“On a white powder bed system, it’s like watching the invisible man walking through the snow.” So says Richard Davies, specialist engineer in the Centre for Additive Layer Manufacturing (CALM) at the University of Exeter, UK. He’s describing the seemingly mysterious appearance of a pattern on the surface of a polymer powder-filled chamber as a carbon dioxide laser beam dances across it.

The pattern forms as the laser’s energy melts layers of polymer particles together, then disappears as it’s completed and masked by a fresh, 0.1mm-deep, powder layer. The process repeats, the layers pile up, and the three-dimensional

objects Davies has told his machine to make gradually emerge from this laser sintering method.

This may sound like a novelty, but laser sintering is already being used in applications as diverse as making airplane parts and dental crowns. It adds to the tools that industry already has available for production, bringing new capabilities and financial models. The European Regional Development Fund therefore wants CALM to help make sure small and

medium-size enterprises in its region of south-west England get the chance to benefit from the technology too. And in doing so, it will rely on laser sources to unobtrusively, traceably and reliably make laser sintering a simple production process.

While these principles might be new to many, additive manufacturing (AM) processes have been around for over 30 years, Davies emphasized. Today, CALM still employs tools based on original stereolithography

*“Virtually everything that you can trust your life with is laser-driven.”*

—Richard Davies, specialist engineer  
Centre for Additive Layer Manufacturing (CALM)

methods, which use a UV-wavelength laser to solidify liquid photopolymer, for prototyping. But interest in AM has grown quickly as it has become a practical possibility for commercial manufacturing, thanks to methods that fuse solid particles. “The boom’s come, I think, with the material choices available in laser sintering now,” Davies says.

“3D printers” marketed towards consumers don’t have those choices, notes Stuart Jackson, regional



**Sparkling smiles:** Laser-sintering can be used to make dental crowns and bridges from EOS' CobaltChrome SP2 material. Credit: EOS GmbH

manager for UK and Ireland at Munich, Germany, based laser sintering equipment, material and “e-manufacturing solution” provider EOS. “Home printers are fantastic at making attractive models, but they’re not functional-level materials,” he says. Equipment prices make the distinction obvious.

A simple home 3D printer might cost \$1,600, but CALM is armed with one of only five approximately €1 million (\$1.3 million) EOSINT P800 tools in the world. In its process chamber CALM engineers initially heat \$500/kg polyether ether ketone (PEEK) powder, which can potentially replace metallic components in some applications, to a 360°C baseline. Once at temperature, two 50W carbon dioxide lasers then input the extra energy needed to raise the powder to its bonding temperature, scanning at 6m/s.

### Beam benefits

Powders used on other machines include nylon, which is also heated prior to laser sintering. For metals such as aluminum, steel, titanium, bronze, nickel and cobalt-chrome alloys,

nearly all the heating energy comes from the laser source. The pivotal function of lasers means that suppliers must meet strict specifications.

“The big processing requirement is that the laser energy is stable throughout the whole build,” Jackson says. “If you’ve got any fluctuation, you could embed a weakness in the middle of the part — you’re not fully melting, and will not get the properties needed. The most critical thing is that the lasers have reached a beam quality, reliability and intensity point that allows us to produce what we do now. It’s a monumental step, a massive change.”

Despite that role, the laser sources are ultimately simply a commodity for both the engineers and tool-makers. “It’s about how it affects the output of the system,” Davies says. “If a laser lasts twice as long, that’s great for us. If we’ve got a higher-power laser you can do thicker layers on the metal machine, and you can build more quickly.”

One example of longer lifetimes is in metal sintering, where EOS has recently replaced the 250W carbon dioxide lasers in its EOSINT M 280 machines. Now, it uses 200W or 400W ytterbium fiber-lasers such as those made by IPG Photonics in Oxford, Mas-

sachusetts. “The ytterbium fiber lasers have a much longer lifespan, so although they’re more expensive [up front] the relative cost is much cheaper,” Jackson says.

That has also allowed EOS to provide online laser power monitoring, he adds. “It means that we have traceability of the energy output from the laser — not actually in the build chamber itself, but at least monitoring constant performance levels. And traceability is the number one parameter that everyone is after.”

And though higher power could be desirable, there are multiple barriers to its adoption, Jackson adds, some of which might go beyond laser technology’s capability to solve. “The quality of the beam on kilowatt lasers has not been consistent and stable enough,” he says. “The other restriction is the materials. Metals will only melt and solidify at a certain rate. It doesn’t matter how much energy you put in there, you cannot change that.”


### Building from the bottom up

Laser sintering might produce objects with practically desirable properties, but it still has

to establish itself alongside against better-known fabrication technologies. Its costs and capabilities are best suited to making moderate volumes of complex or highly functional components, rather than higher volumes of simple or large parts. Davies notes that exploiting this requires a mindset change from subtractive machining techniques. CALM is therefore trying to bring this to its region through training and collaboration in a wide range of applications. “AM design starts from assessing the required function of the part,” he says. “The method of manufacturing is less of a consideration due to the design freedoms offered by AM.”

One such example came when a company producing castings for impeller blades approached CALM, explains research and application engineer James Bradbury. They initially asked for an exact AM replica of a stainless steel casting normally machined to remove material to yield a final structure. Bradbury advised the company that it would probably cost twice as much to make the existing design, but that this might be acceptable if the impeller’s function was improved. “The blades were very simple aerofoil shapes,

continued on p.14

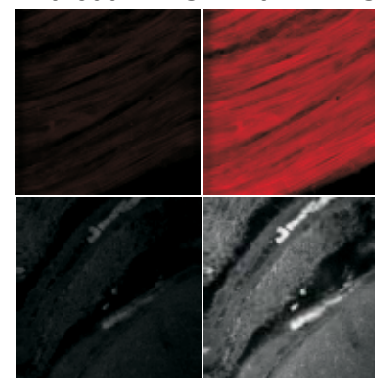


Primed for take-off: Lightweight components made by laser sintering, like this aircraft air inlet cover, are well suited to the aerospace industry. Credit: CALM

## What can MIIPS<sup>®</sup> 2.0 do for you?

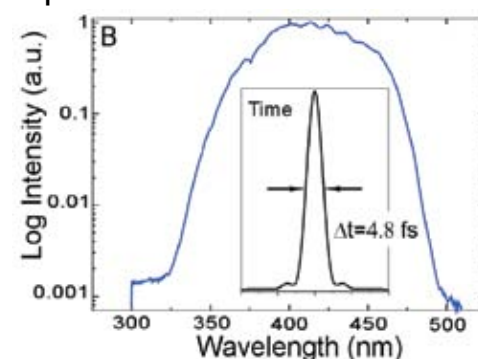
### Nonlinear Microscopy

Without MIIPS With MIIPS



### Attosecond Science

Optimizes source to sub-10fs



Measure | Compress | Shape

Adapts to your experiment  
... automatically!

Find MIIPS 2.0 in:

femtoAdaptiv<sup>™</sup>  
MIIPS<sup>®</sup> Box 640  
femtoJock<sup>®</sup>  
femtoFit<sup>®</sup>

Learn more at Booth 5118

**Biophotonic**  
SOLUTIONS INC

contact us at +1.517.580.4075  
Info@biophotonicsolutions.com  
www.biophotonicsolutions.com

# Here's a brighter idea



You've been looking for that ideal light source: longest-life & ultra-bright from 170nm to the NIR. Now you've found it.

Now available with USB interface and shutter control

**LDLS™**  
LASER-DRIVEN  
LIGHT SOURCES

**ENERGETIQ**

[www.energetiq.com](http://www.energetiq.com)

+1-781-939-0763

## Laser sintering

continued from p.13

so we optimized that shape and incorporated cooling channels," he says.

Though the end result still cost more than the cast blades, Bradbury convinced the company to adopt a hybrid casting-plus-AM approach. "There's only a twenty per cent increase in costs, but this almost triples the efficiency in their application," he says. And despite the lack of awareness of the technology's potential, the number of companies now looking to adopt the technology for manufacturing is growing fast, Bradbury adds.

AM also brings a unique costing structure, where the reaction chamber must be as full as possible, but every item produced can be completely different. "We'll group together as many parts as we can fit into whichever system we're running to make it more cost effective," Davies explains. "If I build just one part on its own, it might cost £90 (\$145), whereas thirty simultaneously, might be £3 each. But I can build thirty customised parts and they're still £3 each."

## Custom customers

Consequently, custom part manufacturers are among the earliest AM adopters for commercial production. For example, EOS machines made 7.5 million cobalt-chrome metal copings for dental crowns in the 2011-2012 financial year, Jackson says. "It's real production, every single one different," he says. "By 11am each day our customers will receive the CAD data, and the following day they ship them out into the laboratories to then finish their process." The same benefit is used by Makie Dolls, whose purchasers can design their visual features on a website before the physical toy is printed by laser sintering. Such customization is also proving valuable in jewellery and medical implants, among other applications.

Bottom-up manufacturing also makes aircraft producers interested in AM — so interested, that CALM is part-supported by European aerospace giant EADS. "If you can reduce an aircraft's weight by 1kg that is worth \$25,000 over its lifetime," Jackson says. "Designing bottom-up makes components light-weight, and is more sustainable, especially on reducing metal waste like the titanium that's machined away." For widespread use, AM parts have been in testing for several years as producers build up performance data, he adds. "Engines are probably one of the most advanced in taking it forward,

whereas structures are further behind."

The ability to make optimized parts to order is another motivation behind one of AM's best-known existing aerospace uses. Ducts on the F/A-18 Hornet fighter aircraft were formerly made from aluminum, despite the metal being difficult to weld. But for the past ten years they have been made as single plastic components by AM to avoid that problem.

AM owes much of its current status to the automotive industry, which has long used it for prototyping purposes. For example, when EOS was founded in 1989 it provided stereolithography equipment to BMW, a connection it retains today. "We now have machines in all German car companies, even some French ones, Jaguar Land Rover, Bentley, Ford, GM — it's across the board," Jackson says. And though it's typically only low-volume, high-value producers who are known to use laser sintering in production models today, use in automobiles underlines its capabilities.

"What's the difference between that £1000 hobby 3D printing machine and that £120,000 manufacturing system?" Davies asks as he points out the various AM tools at CALM's production facility. "Well, I don't trust my life on that, [but] I trust my life with that. I've worked with the technology, I've designed the parts for my motorbike, I've put them on it, and I ride it every day." That difference is enabled by lasers, Jackson emphasizes. "Laser-based additive technologies are the manufacturing route," he says. "Virtually everything that you can trust your life with is laser driven."

## ABOUT THE AUTHOR

*Andy Extance is a freelance science and technology journalist based in Exeter, UK.*



**New capabilities: CALM replicated this foam structure in metal partly to show laser sintering can be used to build things that are impossible to make in any other way.**

Credit: CALM

Welcome to the optics.org Product Focus which we have published specifically for Photonics West 2013 in partnership with SPIE and the Photonics West Show Daily.

Here you will find an effective at-a-glance guide to some of the latest products available on the market with booth numbers if available making it easy for you to check out the products for yourself.

All this information and more can be found on the optics.org website. Simply go to [www.optics.org](http://www.optics.org) for all the latest product and application news.

Alternatively, why not sign up to our **free weekly newsletter** ([www.optics.org/newsletter](http://www.optics.org/newsletter)) and get the information delivered direct.

### ImageMaster® Compact

The modular and cost-effective MTF Test Station for use in prototype and small serial production



### OptiCentric® MAX UP

Designed to measure and assemble extremely large and heavy lenses, for Microlithography



Visit us at  
 Booth #1608

### Mirror Collimators

Fully aligned target projectors for testing and adjusting optical systems in IR, VIS and UV



**Wells** RESEARCH  
 A TRIOPTICS COMPANY

 **TRIOPTICS**  
[www.trioptics.com](http://www.trioptics.com)

 **Davidson Optronics**  
 A TRIOPTICS COMPANY

## ID Quantique SA

Visit us at Booth No. 817

id220: Free-running NIR Photon Counter  
NEW: also available with MMF optical input!

The id220-FR is a major breakthrough for single photon detection in free-running mode at telecom wavelengths.

The TEC-cooled InGaAs/InP avalanche photodiode has been specially designed for achieving low dark count rate.

The singlemode or multimode fiber coupled module can operate at detection probability up to 20% and with an adjustable deadtime; both parameters are adjustable via the USB interface.

The timing resolution is as low as 250ps at 20% efficiency.

Applications are: Life sciences, Singlet Oxygen, Quantum optic, Spectroscopy, Fluorescence Lifetime and more.



## Contact Details

Michaël Désert  
ID Quantique SA, Ch, de la Marbrerie, 3  
1227 Carouge/Geneva, Suisse/Switzerland  
[www.idquantique.com](http://www.idquantique.com)  
[info@idquantique.com](mailto:info@idquantique.com)  
Tel: +41 22 301 83 71  
Fax: +41 22 301 83 79

## MÖLLER-WEDEL OPTICAL GmbH

Visit us at Booth No. 842


## ELCOMAT

The ELCOMAT direct family is mainly intended for use in optical workshops. It is specifically designed for the following measurement tasks:

- Measurement of small angles.
- Ultra precision angular adjustment and calibration.
- Automation in assembly.
- Wedge and prism measurement.
- Control of angular position.

The main features are:

- Quick and easy measurement of angles with high accuracy.
- Multiple autocollimation image evaluation.
- Computer-based evaluation.
- Connection to computer via USB 2.0 port.
- Easy service and handling.
- Easily embeddable into automated processes.
- Accuracy up to 0.3 arcsec.



## Contact Details

MOELLER-WEDEL OPTICAL GmbH  
Rosengarten 10, 22880 Wedel, Germany  
[www.moeller-wedel-optical.com](http://www.moeller-wedel-optical.com)  
[info@moeller-wedel-optical.com](mailto:info@moeller-wedel-optical.com)  
Tel: +49 4103 937 7617  
Fax: +49 4103 937 76 60

## Ibsen Photonics

Visit us at Booth No. 942

## New ultra compact OEM spectrometer

Our FREEDOM VIS 360-830 spectrometers combine compactness with high performance and are the ideal OEM solution for portable systems where performance cannot be sacrificed.

We're also displaying our ROCK NIR 900-1700 spectrometers which offer typically 4x higher throughput than conventional spectrographs, due to a low f-number and highly efficient transmission grating.

Our spectrometers are perfect for analytical instrument integrators because of the flexibility in choice of detector and electronics, as well as a robust and thermally stable operation.



## Contact Details

Ibsen Photonics  
Ryttermarken 15-21, DK-3520 Farum  
Denmark  
[www.ibsenphotonics.com](http://www.ibsenphotonics.com)  
[inquiry@ibsen.dk](mailto:inquiry@ibsen.dk)  
Tel: +45 44 34 70 00  
Fax: +45 44 34 70 01

## JGM Associates, Inc.

Visit us at Booth No. 5530

## Laser Diode Array Drivers

JGM Associates, Inc. (JGMA) exclusively manufactures and sells the Model 928 and Model 830 laser diode drivers. These are the same drivers developed by Spectra Diode Labs (SDL) for operating high-power 1D and large 2D laser diode arrays, and that have a long history of proven reliability. In October 2012, JGMA acquired exclusive rights to manufacture the Model 928 and 830 from Martek Power Laser Drive, who acquired rights from SDL.

The Model 928 quasi-CW (QCW) diode driver provides peak current levels to 150A and can drive as many as 50 diode bars in electrical series. The Model 830 CW / QCW driver provides cw drive current to 50A and compliance voltage to 6VDC. The Model 928 and 830 both provide drive current waveforms with fast rise/fall times (10 microseconds).

JGMA is offering a \$1,000 (13%) Photonics West Show discount on new Model 928 and Model 830 drivers ordered by Feb 15, 2013. Additional discounts are available for orders of two or more units. For example, if a Model 928 and Model 830 are ordered at the same time, the Model 830 is offered at about half price. We have 928 and 830 units in stock and ready for immediate delivery. For more information and product data sheets, please visit: <http://jgma-inc.com/24834.html>



## Contact Details


JGM Associates, Inc.  
Burlington, MA 01803  
[www.jgma-inc.com](http://www.jgma-inc.com)  
[jgmanni@jgma-inc.com](mailto:jgmanni@jgma-inc.com)  
Tel: +1 781 272 6692  
Fax: +1 781 221 7154

## Optispac, Inc

## Customized hermetic packages based on glass-metal seal and ceramic-metal seal hermetic

Optispac provides customized hermetic packages based on glass-metal seal and ceramic-metal seal hermetic. Diverse packages made of Kovar, Stainless Steel and other materials are available in different shapes as butterflies, rectangle, headers and etc. Our spectrum reaches out to Fiber-optical, Telecommunication, Microwave, Integrated Circuit and Hybrid Circuit.

We fulfilled ISO9001-2000 to manage everything in protection, traceability, and correction. We can control leakage less than 10<sup>-8</sup> atm\*cm<sup>3</sup>/s, and enable some packages running through 48 hours salt spray test.



## Contact Details

Optispac, Inc  
16654 Soledad Canyon Road, #322  
Canyon Country, CA 91387 USA  
[www.optispac.com](http://www.optispac.com)  
[sales@optispac.com](mailto:sales@optispac.com)  
Tel: +1 661 252 9678  
Fax: +1 661 252 9857

## ALPhANOV

Visit us at Booth No. 1131

## Pulse-on-Demand Module Picosecond

ALPhANOV is launching the PDM Pico, a new comer in its Pulse-on-Demand Module (PDM) product family.

The proven PDM Series are fiber laser diode modules that generate pulses on demand from an external trigger signal.

Pulses can be generated from single-pulse to burst-mode to CW, with repetition rates up to 250 MHz and excellent beam quality ( $M^2 < 1.2$ ).

The PDM Pico goes a step further by delivering pulses with durations down to 150 ps with high stability and extremely low jitter (<8 ps).



## Contact Details

Ludovic LESCIEUX  
ALPhANOV  
CS 60002, 33403, Talence, France  
[www.alphanov.com](http://www.alphanov.com)  
[ludovic.lescieux@aphanov.com](mailto:ludovic.lescieux@aphanov.com)  
Tel: +33 5 40 00 64 10  
Fax: +335 40 00 64 07

## EKSMA OPTICS

Visit us at Booth No. 1039

## KTP Pockels cells for Q-switching and pulse picking applications

New PCK series KTP Pockels developed at EKSMA OPTICS are based on specially grown high resistivity KTP crystals. KTP crystals have better optical homogeneity and higher damage threshold comparing to RTP crystals. The outstanding feature is possibility to operate KTP Pockels cells at high duty cycles.

## Features:

- More than twice smaller HV requirement comparing to double BBO Pockels cells
- Operates at high duty cycles
- Very low piezo-electric resonances
- Standard apertures from 3x3 up to 8x8 mm



## Contact Details

Daugirdas Kuzma  
EKSMA OPTICS, Mokslininku Str. 11,  
Vilnius, LT-08412 LITHUANIA  
[www.eksmaoptics.com](http://www.eksmaoptics.com)  
[info@eksmaoptics.com](mailto:info@eksmaoptics.com)  
Tel: +370 5 272 99 00  
Fax: +370 5 272 92 99

## Diamond SA

Visit us at Booth No. 4240

## DiaLink-Saver Fiber optic connection

DIAMOND's revolutionary Fiber Optic DiaLink-Saver is a small coupling device based on 1.25mm ferrule, allowing easy mating and de-mating without tools or need for skilled labor.

When disconnected, both fiber end-faces remain protected in order to be re-mated without cleaning.

Thanks to its Low-profile and balanced design, this system is an ideal solution for high speed rotation devices (typical for medical OCT applications) as well as a high quality link protection at vulnerable break points. It is also a valid alternative to replace splices.

The DiaLink-Saver is available for all MM and SM fibers, and for cables with 2.7-3.0mm OD. (Customized solutions upon request.)



## Contact Details

Diamond SA  
Via dei Patrizi 5, CH-6616 Losone,  
Switzerland  
[www.diamond-fo.com](http://www.diamond-fo.com)  
Tel: +41 91 785 45 45  
Fax: +41 91 785 45 00



## Iridian Spectral Technologies

Visit us at Booth No. 306

## Webstore for online purchase of standard filters

Iridian Spectral Technologies has introduced a new Webstore for online purchase of standard filters! You can now browse and purchase standard fluorescence filter sets at the industry's lowest prices. Soon to be available online – Iridian's standard Raman filters, including new wavelengths (1064 and 405 nm) and offerings (dichroic mirrors).

Recently Iridian has developed several exciting new optical filter capabilities including the lowest cut-off "Nano-edge" Raman filters, multi-zone patterned filters, and highly durable MWIR bandpass filters.

Come by the booth to learn more!



## Contact Details

Iridian Spectral Technologies  
2700 Swansea Cres., Ottawa,  
Ontario, Canada K1G 6R8  
[www.iridian.ca](http://www.iridian.ca)  
[inquiries@iridian.ca](mailto:inquiries@iridian.ca)  
Tel: +1 (613) 741-4513  
Fax: +1 (613) 741-9986

## Diverse Optics Inc.

Visit us at Booth No. 2406

## Custom Precision Polymer Optics

When you're looking for precision polymer optics to reduce cost, trim weight, simplify design, and improve performance, come to Diverse Optics.

We specialize in diamond turning (SPDT) and precision injection molding of custom polymer optics.

Prototype to series production of spheres, aspheres, domes, convex/concave, plano/convex, bi-convex, free-forms, diffractives, Fresnels, prisms, light-pipes, cylinders, lens arrays, collimators, combiners, toroids, CPC's, TIR's, micro-optics, mirrors, parabolics, off-axis, ellipticals, cylinders, and more!

Whether it's diamond turned prototypes or thousands of molded optics, we'll show you how polymer optics are perfected.



## Contact Details

Ms. Letty De La Cruz, Sales Engineer  
Diverse Optics Inc., 10310 Regis Court,  
Rancho Cucamonga, CA 91730  
[www.diverseoptics.com](http://www.diverseoptics.com)  
[info@diverseoptics.com](mailto:info@diverseoptics.com)  
Tel: +1 (909) 593-9330  
Fax: +1 (909) 596-1452

## MÖLLER-WEDEL OPTICAL GmbH

Visit us at Booth No. 842

## GONIOMAT M


The GONIOMAT M is a semiautomatic goniometer with electronic image evaluation that is essential for measurement and testing of angles of optical components, such as prisms, polygons and wedges. Furthermore it can be used for measuring and testing of angle gauges.

Advantages of the GONIOMAT M series

- Short measurement times
- Elimination of the subjective error by electronic image evaluation
- Logging of measurement results
- Easy handling
- Portable due to the compact design

Two levels of accuracy:

- GONIOMAT M5 class: 1.5 arcsec
- GONIOMAT M10 class: 2.5 arcsec



## Contact Details

MOELLER-WEDEL OPTICAL GmbH  
Rosengarten 10, 22880 Wedel, Germany  
[www.moeller-wedel-optical.com](http://www.moeller-wedel-optical.com)  
[info@moeller-wedel-optical.com](mailto:info@moeller-wedel-optical.com)  
Tel: +49 4103 937 7617  
Fax: +49 4103 937 76 60

## DRS Technologies, Inc.

Visit us at Booth No. 5427

## More Pixels. More Features. More Contrast. More Tamarisk®.

DRS Technologies expands the popular Tamarisk® line, introducing the high-resolution, feature-rich Tamarisk®640.

With a camera core weighing less than 60 g, the Tamarisk®640 offers remarkable performance, generating large, detailed analog and digital thermal images with a resolution of 640 x 480 pixels from its 17 µm focal plane array.

Backed by a two-year warranty, the Tamarisk®640 was designed for easy integration into security and analytics products, medical devices, unmanned sensors and handheld devices.



## Contact Details

DRS Technologies, Inc.  
100 N. Babcock St.  
Melbourne, FL 32935  
[www.drsinfrared.com](http://www.drsinfrared.com)  
[sales@drs-rsta.com](mailto:sales@drs-rsta.com)  
Tel: +1 (855) 230 2372

## Laser-export Co. Ltd.

Visit us at BiOS Booth No. 8934  
Visit us at Photonics West Booth No. 934

## New TECHNOLOGY-series Q-switched lasers for OEM

Laser-compact group introduces a new series of unique actively q-switched DPSS lasers (brand name -TECHNOLOGY) which is intended to be used in industrial applications.

Due to combination of high pulse energy (up to 1 mJ) and peak power, ultra-compact footprint and conductive cooled laser head, superior pulse-to-pulse stability and beam quality, low power consumption and maintenance-free operation, TECH-series lasers meet OEM requirements and are ideal sources for marking and micromachining of different materials (including transparent). 263, 351, 527 or 1053 nm wavelengths are available.



## Contact Details

Laser-export Co. Ltd.  
3, Vvedenskogo Street,  
117342, Moscow, Russia  
[www.laser-export.com](http://www.laser-export.com)  
[sales@laser-export.com](mailto:sales@laser-export.com)  
Tel: +7 495 720 5450  
Fax: +7 495 720 5451

## Labsphere, Inc.

Visit us at Booth No. 1931

## Labsphere now offers on-site calibration services for all brands of Uniform Source Systems!

## SERVICE RECOMMENDED IF:

- System has operated for more than 50 hours
- System is more than two years old
- System has operated in dusty environment
- Quality Management System mandates annual calibrations on critical measurement equipment
- Monitor detector disagrees with calibration certificate

## SERVICE FEATURES:

- Professional assessment of system condition
- Relamping sphere with before and after measurements
- Power supply calibration option
- NIST traceable measurements with reported uncertainty
- Calibration certified on-site
- Minimal downtime with flexible scheduling



## Contact Details

Customer Service  
Labsphere, Inc., 231 Shaker Street  
North Sutton, NH US 03260  
[www.labsphere.com](http://www.labsphere.com)  
[service@labsphere.com](mailto:service@labsphere.com)  
Tel: +1 (603) 927 4266

## GPD Optoelectronics Corp.

Visit us at Booth No. 206


## Two-color InGaAs over InGaAs Photodiode for Infrared Thermometry

GPD Optoelectronics Corp. announces a 2 mm InGaAs "over" a 2 mm InGaAs pin photodiode sensor for pyrometry.

The bottom photodiode's spectral response (1.7 to 2.6 µm cutoff wavelength) can be customized to your temperature requirements.

They are manufactured in the US.

Visit us at Photonics West 2013, Booth 206, or contact the sales office.



## Contact Details

GPD Optoelectronics Corp  
7 Manor Parkway  
Salem NH 03079 USA  
[www.gpd-ir.com](http://www.gpd-ir.com)  
[sales@gpd-ir.com](mailto:sales@gpd-ir.com)  
Tel: +1 603 894 6865  
Fax: +1 603 984 6866

## PI (Physik Instrumente) LP

Visit us at Booth No's. 4821, 4919

## Piezo Positioners, Micro &amp; Nano-Positioning Systems from PI and PI miCos

PI and PI miCos provide the broadest and deepest range of precision motion technologies in the world, from 1 to 6 axis systems, from micro to nano precision.

Talk to our engineers at Photonics West, booth #4821 & #4919 (North Hall).

We have the experience to understand your application and will match it to the appropriate motion technology.



## Contact Details

PI (Physik Instrumente) LP  
USA: 16 Albert St, Auburn, MA  
Germany: Auf der Römerstrasse 1, Karlsruhe  
[www.pi.ws](http://www.pi.ws)  
[info@pi.ws](mailto:info@pi.ws)  
Tel: +1 508 832 3456  
Tel: +49 721 48 46 0

**DILAS Diode Laser, Inc.**

Visit us at Booth No. 4837

**DILAS' fiber-coupled tailored bar**

DILAS' fiber-coupled tailored bar (T-Bar) modules are now capable of delivering up to 100W from a 200µm fiber at 793nm.

The T-Bar was developed so that an automated active optics alignment can be utilized for efficient fiber coupling into a 200µm fiber.

The device is a monolithic multi-emitter source which takes advantage of handling multiple emitters during each individual manufacturing step to lower complexity and enhance reproducibility of the beam quality and hence the fiber coupling.



**Contact Details**

DILAS Diode Laser, Inc.  
9070 South Rita Road, Suite 1500  
Tucson, AZ 85747, USA  
[www.dilas.com](http://www.dilas.com)  
sales@DILAS-INC.com  
Tel: +1 520 232 3480  
Fax: +1 520 232 3499

**Varioptic**

Visit us at Booth No. 5402

**Arctic 39N0 - 3.9mm clear aperture variable focus lens**

Varioptic, the liquid lens company, announces a 3.9mm clear aperture variable focus lens.

Designed for imaging and laser products requiring a large aperture, Arctic 39N0 features the same performance that has built the success of the Arctic series: excellent optical quality, large focus range, unmatched resistance to life cycles and shocks, ultra-fast response time.

Arctic 39N0 is the ideal choice for demanding applications such as machine vision, medical imaging, optical equipment and biometric devices.

Come and see this new lens on Photonics West 2013 – booth #5402.



**Contact Details**

Varioptic - a BU of Parrot SA  
24B rue Jean Baldassini  
69007 Lyon  
France  
[www.varioptic.com](http://www.varioptic.com)  
Tel: +33 (0) 4 37 65 35 31  
Fax: +33 (0) 4 37 65 35 30

**Xenics Infrared Solutions**

Visit us at Booth No. 926

**Smallest SWIR line-scan cameras**

Xenics' uncooled Lynx SWIR cameras perfectly match the absorption spectra of low level photon emissions and provide increased subsurface penetration depth images.

The Lynx cameras are a flexible solution with standard GigE Vision, Power over Ethernet or CameraLink interface.

Furthermore you can change integration times from 1µs to several minutes. You will reach optimal image quality choosing from various configurations and multiple gain settings.

The cameras are offered in multiple line resolutions: 512, 1024 or unique 2048 which substitutes for costly multiple-camera solutions.



**Contact Details**

Xenics nv  
Ambachtenlaan 44  
BE-3001 Leuven, Belgium  
[www.xenics.com](http://www.xenics.com)  
sales@xenics.com  
Tel: +32 16 38 99 00  
Fax: +32 16 38 99 01

**Voltage Multipliers Inc.**

Visit us at Booth No. 4933

**15kV Opto-coupler - High Voltage, High Gain, High Stability**

VMI's 15kV OC150HG opto-coupler is specially designed for applications requiring stable long-term gain and high isolation voltage.

Electrical specs include -

- 15kVrwm
- 1W
- DC Current Transfer Ratio 0.2% min.
- Compact design

The OC150HG is useful in circuits that need to be isolated, remotely controlled, or monitored. The OC150HG is axial-leaded and epoxy molded.

VMI designs and manufactures high voltage diodes, opto-diodes, opto-couplers, multipliers, power supplies, rectifiers, and rectifier assemblies.

VMI is ISO9001:2008 certified.



**Contact Details**

Voltage Multipliers, Inc.  
8711 W. Roosevelt Ave.,  
Visalia, CA, USA 93291  
[www.voltagemultipliers.com](http://www.voltagemultipliers.com)  
sales@voltagemultipliers.com  
Tel: +1 (559) 651 1402  
Fax: +1 (559) 651 0740

**PI** | **miCos**

**PI**

**Zero-Compromise Positioning**

ENGINEERED PRECISION MOTION CONTROL SYSTEMS



**PI + PI miCos = Your Competitive Advantage**

Flexible drive concepts for ambient & UHV environments:  
PI and PI miCos offer engineered motion control solutions for single- and multi-axis precision positioning tasks.

**Photonics West Booth 4821 & 4919**

- + People to understand your application
- + Broadest range of motion technologies
- + Matching your application to the right technology

[WWW.PI.WS](http://WWW.PI.WS)

## 2013 Photonics West: first-time exhibitors

Highlighting the start-ups and spin-offs making their debut trip to Photonics West this year.



FROM LEFT: Dominykas (CEO), Augustinas (COO) and Kristijonas Vizbaras (CTO) — the three brothers behind Lithuania-based Brolis Semiconductors.

The Photonics West exhibition goes from strength to strength, and this year's floorplan features close to 1300 companies hailing from all corners of the world. Of those, around 60 are exhibiting their products and services at the show for the very first time. Here's our selection of twenty of the start-ups, spin-offs and other first-timers making their Photonics West debut at the Moscone Center in 2013.

### **Brolis Semiconductors (HQ: Vilnius, Lithuania): optoelectronic components**

**BOOTH:** 5423 (North Hall D)

**CONTACT:** Augustinas Vizbaras

([augustinas.vizbaras@brolis-semicon.com](mailto:augustinas.vizbaras@brolis-semicon.com))

Hoping to make an impression in their Photonics West debut are three brothers from the Lithuanian company Brolis Semiconductors. Brolis — which simply means “brothers” in Lithuanian — was started up by physicists (and twins) Augustinas and Kristijonas Vizbaras in 2011, and is working to commercialize mid-infrared lasers based on GaSb material.

COO Augustinas and CTO Kristijonas provide the technical know-how, having both studied at first Vilnius University in Lithuania, then the Royal Institute of Technology in Sweden and finally working towards their PhDs at the Technical University of Munich in Germany. CEO Dominykas, who is four years the twins' senior, provides the business experience — and Augustinas admits that his older brother is on something of a steep “learning curve.”

Thus far, Brolis has managed to establish a small compound semiconductor fab operation in double-quick time. Founded just over a year ago,

the company took delivery of production molecular beam epitaxy (MBE) kit from Veeco Instruments in November 2012 and Augustinas says that initial engineering samples of lasers should be ready by the end of February.

The company's type I mid-IR emitters offer room temperature emission at wavelengths ranging between 2 and 4 microns, combining high optical gain with low operating voltages — seen as a major advantage over competing quantum cascade lasers (QCLs) in that wavelength range.

Augustinas attributes the rapid setup to the surprisingly fast attraction of €5 million in venture capital finance, via the Baltic investment fund LitCapital. That was made possible thanks to the European Investment Fund, and along with more European Union funding the cash has been used to provide much of the key capital equipment at Brolis, including the Veeco MBE reactor and other key device processing kit.

As a result, many of the back-end processing and device packaging steps can be carried out at Brolis. Although they are unlikely to be quite ready for this year's exhibit, Brolis' first GaSb laser diodes will be manufactured on 3-inch substrates, with the potential to switch to a larger 4-inch wafer format in the future — something that will help to bring down the cost of the devices.

As well as lasers, Brolis' expertise in quaternary and quaternary layer deposition and device processing can be used to produce other optoelectronic structures such as mid-IR photodetectors and thermopho-

continued on p. 20



Work  
with the  
beam  
shaping  
leader!

Booth # 816



**LIMO**  
Lissotschenko Mikroskopik  
[www.limo.de](http://www.limo.de)

THE  
FASTTHE  
COLDTHE  
CUSTOMLEGENDARY  
INNOVATIONASTRONOMY • BIO-IMAGING • DRUG DISCOVERY  
X-RAY • HIGH ENERGY PHYSICS • OEM MANUFACTURING

800S 850S 1000S 1100S 1200S 1400S

Tucson, AZ USA • 520.884.8821 • info@specinst.com

Visit Us at Photonics West, Booth Number 701



Spectral Instruments Inc.  
WWW.SPECINST.COM

**First-time exhibitors** continued from p.19  
 tovoltaic cells and electronic devices like high-speed transistors.

Augustinas says that gas sensing will likely be the first commercial applications of the mid-IR lasers, though as sales and marketing chief he is concentrating initially on users in the research community. Photonics West 2013 will provide a launch pad for those commercialization efforts, with Brolis seeking to establish new contacts in both the research and industrial sphere.

Currently with six employees, the company should expand to a workforce of ten in 2013 — while Augustinas and twin brother Kristijonas are also set to complete their PhD studies.

**FiberLAST (HQ: Ankara, Turkey): fiber lasers**

BOOTH: 2602 (South Hall ABC)  
 CONTACT: Veronika Ciernikova  
 (ciernikova@fiberlast.com.tr)

**Haphit Ltd (HQ: Shanghai, China): fiber-optic components**

BOOTH: 4114 (North Hall D)  
 CONTACT: Kevin Jones (kjones@haphit.com)

**InfiniLED (HQ: Cork, Republic of Ireland): LEDs**

BOOTH: 5234 (North Hall D)  
 CONTACT: William Henry  
 (william.henry@infiniled.com)

**INSiAVA (HQ: Pretoria, South Africa): silicon photonics**

BOOTH: 6072 (North Hall D)  
 CONTACT: Pieter Rademeyer  
 (pieter.rademeyer@insiava.com)

**Litron Lasers (HQ: Rugby, UK): industrial and scientific lasers**

BOOTH: 4742 (North Hall D)  
 CONTACT: David Clarke (dclarke@litron.co.uk)

**Lumetrics (HQ: Rochester, NY, US): industrial metrology**

BOOTH: 528 (South Hall ABC)  
 CONTACT: Steve Heveron-Smith  
 (sheveron-smith@lumetrics.com)

**Mach8 Lasers (HQ: Breda, The Netherlands): beta DFB diode laser**

BOOTH: 5414 (North Hall D)  
 CONTACT: Michael Engelmann  
 (michael@mach8lasers.com)

**Maradin Ltd (HQ: Yokneam, Israel): 2-dimensional MEMS scanning mirror**

BOOTH: 3082 (South Hall ABC)  
 CONTACT: Ron Dagan (ron.dagan@maradin.co.il)

**Mesa Photonics (HQ: Santa Fe, NM, US): ultrafast laser pulse metrology**

BOOTH: 5107 (North Hall D)  
 CONTACT: Suzanne Garney  
 (sgarney@mesaphotonics.com)

**Mirrorcle Technologies (HQ: Richmond, CA, US): MEMS mirrors for beam steering**

BOOTH: 5537 (North Hall D)  
 CONTACT: Christian Thiel  
 (christian@mirrorcletech.com)

**Nanocerox (HQ: Ann Arbor, MI, US): transparent optical ceramics**

BOOTH: 2641 (South Hall ABC)  
 CONTACT: Michael Kelly (mkelly@nanocerox.com)

**Nüvü Caméras (HQ: Montreal, Canada): low-noise EMCCD cameras for single-photon imaging**

BOOTH: 4401 (North Hall D)  
 CONTACT: Félicien Legrand  
 (flegrand@nuvucameras.com)

**Omega Optics (HQ: Austin, TX, US): diagnostic microarrays — seeking large-company collaboration**

BOOTH: 6074 (North Hall D)  
 CONTACT: Swapnajit Chakravarty  
 (swapnajit.chakravarty@omegaoptics.com)

**Open Photonics, Inc. (HQ: Orlando, Florida): photonics commercialization through collaboration**

BOOTH: 2104 (South Hall ABC)  
 CONTACT: Jason Eichenholz  
 (jason@open-photonics.com)

**Optofluidics (HQ: Philadelphia, PA, US): optical “nanotweezers”**

BOOTH: 4232 (North Hall D)  
 CONTACT: Robert Hart (hart@optofluidicscorp.com)

**Single Quantum (HQ: Delft, The Netherlands): superconducting nanowires for single-photon detection**


BOOTH: 5204 (North Hall D)  
 CONTACT: Floor van de Pavert  
 (floor@singlequantum.com)

**Thermacore (HQ: Lancaster, PA, US): thermal solutions for OEM applications**

BOOTH: 5505 (North Hall D)  
 CONTACT: Sue Shaw (s.j.shaw@thermacore.com)

**Xonox Technology (HQ: Hüttenberg, Germany): interferometers**

BOOTH: 5534 (North Hall D)  
 CONTACT: Lisa Carvalho (l.carvalho@xonox-tec.com)



## Mid-IR LED's and Photodiodes

Frankfurt Laser Company is pleased to announce a new line up of LED's and accompanying Photodiodes to its range. Both LED'S and PD's operate in the in the Mid Infrared range from 1.58 $\mu$ m to 4.45 $\mu$ m.

Due to advances in measuring technology these LED's are ideally suited for use in gas measurement; this can be measuring the concentration of a particular gas or the existence of a particular gas type within air. Such sensors offer a reliable, instant and non-contact method of gas detection. The individual LED's and Photodiodes are a cost effective and are small enough to be integrated into the smallest of packages. Operating over a wide temperature range allows them to be used in a variety of environments.

### Applications

- Medical diagnostics
- Ecological monitoring
- CO<sub>2</sub> Sensors
- Methane Sensors
- Water Sensors

See us at

South Hall, Booth 500

[www.frlaserco.com](http://www.frlaserco.com)

Searching for the highest-performing optical plastic? Look no further.

**NEW ZEONEX® K26R** enables ultra-thin lens molding without defect and with low birefringence.

**ZEON**



See us at booth **#2532**  
or visit [www.zeonex.com/K26R](http://www.zeonex.com/K26R)

[www.berlinerglasgroup.com](http://www.berlinerglasgroup.com)

Visit us!  
South Hall, Booth 2228

**Berliner Glas Group.**

Your partner for optical OEM solutions.



# High Performance Lasers by Cobolt.



## 04-01 Series

Compact SLM DPSSLs

457, 473, 491, 515, 532, 561, 594nm

CW output power up to 300mW, rms <0.25%

Fiber pigtailling option

## 05-01 Series

High power single frequency DPSSLs

355, 491, 532, 561, 660, 1064nm

CW output power up to 3W, rms <0.1%

## MLD Series

Compact Diode Laser Modules

405, 445, 473, 488, 515, 640, 660nm

Fast and deep direct modulation

Fully integrated control electronics

- Fluorescence imaging and analysis
- Raman Spectroscopy
- Interferometry
- Semi-conductor metrology

HTCure™ manufacturing for ultra-robust lasers and ensured reliability with up to 24 months warranty!

Meet us at booth n.2619, South Hall



# Cobolt

www.cobolt.se

## AGM Container Controls

Global Leader of Innovative Solutions for Humidity Protection & Environmental Controls for:



Electro-Optics/Imaging Systems • Electronics • Laser Cavities • Defense & Aerospace • Electric Power • Wind Power

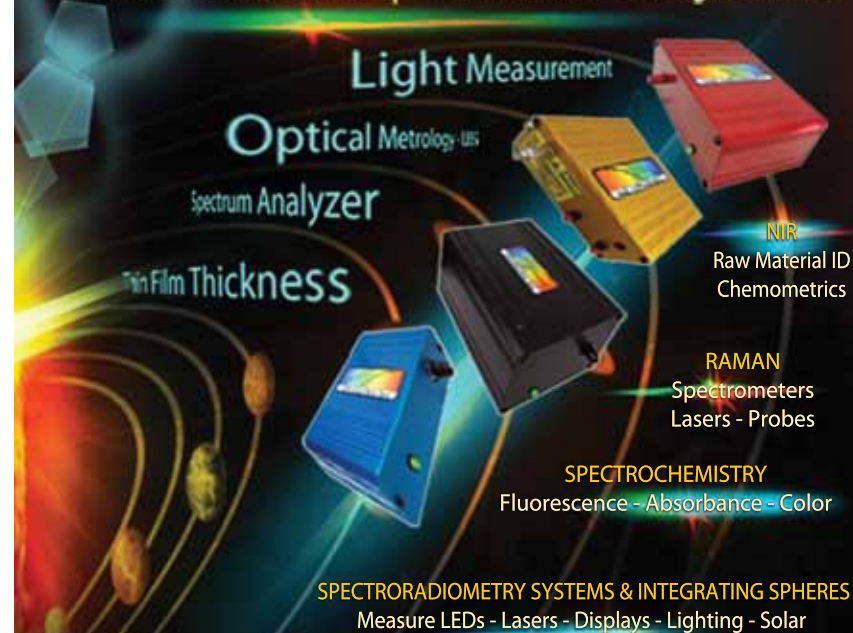
## Moisture Control Solutions

- Moisture detection & removal
- Controlled breathing systems
- Nitrogen purging equipment
- Desiccant breathers
- Molded desiccant & desiccant film
- Packaged & bulk desiccant
- Shock recording & indicating
- Shelving & tie down systems

1-800-995-5590 • 520-881-2130

www.agmcontainer.com • sales@agmcontainer.com  
Booth #830

## A Universe of Spectrometer Systems



VISIT US AT PHOTONICS WEST BOOTH #2429

## Miniature Light Measurement Systems

Low Cost, Portable, Rugged UV-VIS-NIR

Measurement systems include SpectroRadiometry, Reflectometry for non-contact thickness metrology or color QC, LIBS (Laser Induced Plasma) for elemental identification, OES, SpectroChemistry for fluorescence, Raman, and more. Call with your R&D, QC, production, or field requirements today!



813.855.8687 | www.StellarNet.us

# Everything's gone green...

...and photonics is at the heart of much of it. Steve Eglash explains the thinking behind the "virtual" Green Photonics symposium at Photonics West.

## *How far-reaching is the scope of the Green Photonics symposium?*

The Green Photonics symposium has incredible breadth. Green photonics is all about the pursuit of sustainability and using photonic technologies in a way that will allow future generations to live a similarly healthy and comfortable life to our own. As you would expect, we have presentations on the latest technical developments in solar energy, but the scope of the symposium extends much further than photovoltaics (PV).

Attendees will find Green Photonics presentations split into four categories: solid-state lighting (SSL) and displays; laser-assisted manufacturing and micro/nano fabrication; communications; and renewable energy generation: fusion and photovoltaics.

Just to give a flavor, we have papers discussing high-power ultraviolet LEDs emitting at 260nm [paper number 8641-37]; consumer-grade SSL [8641-44]; intelligent management of wind turbines [8601-100]; ultra-thin solar cells [8620-10] and natural daylight illumination systems [8620-67 and 8620-68].

*It is both the best of times and the worst of times for the solar industry.*

## *How important was it to introduce the Green Photonics symposium into the Photonics West program?*

Green photonic technologies and sustainability have become hot topics in recent years, and interest in this area spans the optics and photonics community in general. We realised, however, that the work being done overlapped with all of the traditional BIOS, LASE, OPTO and MOEMS Photonics West symposia.

Rather than launch an entirely new symposium, the virtual Green Photonics symposium was created. This gives attendees a single portal from which to hear about every paper related to green photonic technologies, regardless of what traditional strand of Photonics West they are a part of.

## *How do you assess the current state of the global solar industry?*

It is both the best of times and the worst of times for the solar industry. It is the best of times because several manufacturers of silicon solar panels, mostly in China, are producing some of the world's best and most efficient panels at some of the lowest costs and prices that we have ever seen. In fact, the energy generated from such panels is now very close to grid parity.

We are seeing an explosion of solar energy projects worldwide because of the availability of these cheap panels. So for utilities, consumers and developers, the

solar energy industry has never been better. The rate of installations in the US right now is more than doubling every year.

But on the other hand, it is the worst of times for solar panel manufacturers that don't have competitive cost and performance with the industry-leading Chinese manufacturers. For these manufacturers, including most in Japan, the US, and Europe, it is a very difficult time indeed. They can't sell as much of their product as they would like, and what they can sell, they can only sell at a loss.

## *What's your prognosis for the solar sector?*

I think we will see more of an explosion of a truly worldwide PV industry, much like today's automotive industry. By that I mean that the different components of a PV module will be manufactured and assembled where it makes the most sense to do so. This rests on innovation and invention driven by science and engineering as well as smart decisions about manufacturing and assembly.

Many innovative technologies, such as the development of ultra-thin solar cells and lasers to make manufacturing processes more efficient, will be discussed at Photonics West. In addition, we may be seeing the very early trends of manufacturing coming back to the US. In December, there was a lot of publicity when the CEO of Apple announced an investment of \$100 million to bring the manufacture of Apple computers partially back to the US.



Steve Eglash Credit: Stanford University

## *Which technologies do you see solar companies currently investing in?*

Many of the largest companies in the US, such as GE, DuPont and Corning, are taking a long-term view and are continuing to make major investments in solar energy despite the tough times wherever possible. These investments are twofold. First, into thin-film technologies, and these may turn out to be the wave of the future.

Second, there is an investment into particular parts of the module that can be used to enhance the performance of silicon solar cells. You do not need to be a completely vertically integrated manufacturer of entire PV modules to play in this field. A company can play in the PV industry without building the entire module. As large as the solar industry is now, it is likely to grow to 10 or 100 times its current size in the years ahead.

## *Solid-state lighting (SSL) is another key "green photonics" topic: is it now just a question of reducing cost, or is there still a need for innovation?*

Today, there is no doubt that the penetration of LED-based SSL will continue to expand and that prices will continue to come down. It is no longer a debateable subject in my eyes. We are past the tipping point and it is now just a question of the rate at which volumes will go up, prices will come down and exactly how the industry will evolve. While there is still a need for research, all of this is now aimed at enhancing and improving what is already a viable product.

JACQUELINE HEWETT

## GREEN PHOTONICS SYMPOSIUM HIGHLIGHTS:

**Green Photonics Awards** — awards recognizing green photonics research in four distinct application areas will be presented at the OPTO and LASE plenary sessions.

### **OPTO Awards** (Tuesday morning):

- Solid State Lighting and Displays
- Communications
- Renewable Energy Generation: Fusion and Photovoltaics

### **LASE Awards** (Wednesday morning):

- Laser-assisted Manufacturing and Micro/Nano Fabrication

**Panel session** — Energy Growth Opportunities in Sustainable Technology:

Tuesday 5 February, 3:30-4:30 pm

### **Moderator:**

Stephen J. Eglash

### **Panelists:**

Patricia Glaza, Arsenal Venture Partners

Thomas Baer, Stanford Photonics

Research Ctr.

Aaron Knobloch, GE Global Research

Jyoti Bhardwaj, Philips Lighting Lumileds


Eric Crosson, Picarro Inc.

## NKT Photonics aeroGAIN-ROD gain fibers ready to revolutionize the ultra fast laser market

The new aeroGAIN-ROD fibers from NKT Photonics are a new generation of ytterbium gain fibers designed specifically for the ultra-fast fiber laser market.

They offer the highest peak power capability in the industry while keeping pristine mode quality and robust coupling, making them the ideal gain media for the next generation of high-power ultra-fast fiber lasers.

Fiber lasers has long been displacing solid state and gas lasers in the CW and slow pulse segments but the fiber revolution now moves towards ultra fast systems in the picoseconds and femtosecond regime. In this segment, nonlinear effects are the major limitation for output power and fiber systems has typically been limited to a few Watts. Bigger cores and shorter fiber are traditionally the go-to solution but often with compromises in mode quality and stability to follow. Not anymore. Utilizing the latest PCF technology, the new aeroGAIN-ROD fibers offer rock solid performance with long lifetime and they can handle peak power in the mega Watt regime while keeping a perfect near-diffraction limited beam quality; ideal for direct processing at 1 $\mu$ m or for further frequency conversion.



The aeroGAIN-ROD is available in a PM55 and a PM85 version with 55 and 85  $\mu$ m polarization-maintaining cores, respectively. Each model is available in a Standard and a Power version designed for different power levels so that you can choose exactly the fiber you need.


The aeroGAIN line is already being used by several of the leading laser OEMs in the industry.

## UTC Aerospace Systems (Sensors Unlimited Products)

### The world's leading manufacturer of indium gallium arsenide (InGaAs)-based cameras and linear arrays

As experts in shortwave infrared (SWIR) imaging, Sensors Unlimited introduced the concept of imaging in the shortwave IR spectrum with simple, compact, uncooled cameras.

We offer a wide variety of high performance, near-infrared (NIR) and SWIR cameras, and 1- and 2-dimensional focal plane arrays. See our new 2048-pixel shortwave infrared (SWIR) digital linescan camera with 10 micron pitch for Spectral Domain Optical Coherence Tomography (SD-OCT) at Photonics West. This camera breaks new ground when used at the center wavelengths of 1.05, 1.31, or 1.55 microns by delivering A-line rates of >76,000 lines per second, near maximum for Base Camera Link<sup>®</sup> interfaces. Also on display, our next generation, high-resolution, mill-rugged GA1280JS SWIR camera, offers 30Hz full frame rate video, snapshot mode, global shutter function, and high sensitivity of 1.3 megapixel resolution at 1280 x 1024 pixels with 12.5 micron pitch. In addition, see our compact 640KTS large format camera image



through a silicon boule to reveal cracks, voids, and abnormalities. It features high response from 0.9  $\mu$ m to 1.7  $\mu$ m at 30 frames per second and is easy-to-use with built-in non-uniformity corrections, automatic gain control, and basic image enhancement. Stop by Photonics West Booth #811 to see our full line of compact, shortwave infrared cameras ideal for a wide variety of applications including biomedical, machine vision/inspection, security/surveillance, military, spectroscopy, commercial and industrial use, and imaging through fog, dust, and haze.

## DRS Technologies expands Tamarisk<sup>®</sup> product line with introduction of high-resolution infrared camera core

DRS Technologies, a Finmeccanica Company, expands the popular Tamarisk<sup>®</sup> line by introducing the high-resolution, feature-rich Tamarisk<sup>®</sup>640, which is designed for original equipment manufacturers (OEMs) to incorporate into their products.

The Tamarisk<sup>®</sup>640 uncooled thermal imaging camera provides an improved level of performance while maintaining its compact size. With a camera core weighing less than 60 g, the Tamarisk<sup>®</sup>640 offers remarkable performance, generating large, detailed analog and digital thermal images with a resolution of 640 x 480 pixels from its 17  $\mu$ m focal plane array.

The Tamarisk<sup>®</sup>640 core measures 46 x 40 x 31 mm and draws less than 1.5 watts of

power. Six Athermalized lens options are available from a wide field of view (FOV) of 44° to a narrow FOV of 9°, as well as a no lens configuration allowing OEMs to mount their own specialized optics. Performance improvements include: a wide dynamic range from -40°C to +80°C, improved pixel saturation logic to maintain image quality at temperature extremes, Dynamic Image Contrast Enhancement (DICE) for greater image detail in both low and high contrast scenes and color output via Camera Link<sup>®</sup>.

Backed by a two-year warranty, the Tamarisk<sup>®</sup>640 offers unequalled performance in a compact system for easy integration into security and analytics products, medical devices, unmanned sensors and handheld devices.

DRS Technologies, headquartered in Arlington, Va., is a leading supplier of integrated products, services and support to military forces, intelligence agencies and prime contractors worldwide. The Network and Imaging Systems (NIS) Company of DRS Technologies manufactures and supports advanced electro-optical sensor systems, and develops innovative networking capabilities that integrate these sensors in a broader tactical C4 environment.

With operations in Melbourne, Fla., Huntsville, Ala., Dallas, Tex., Cypress, Calif., Columbia, Md. and the UK, DRS NIS is the prominent provider of infrared technology and sensors, embedded diagnostics, information solutions and operational energy for military agencies and industry partners alike. NIS combines proficiencies in

the areas of design and production of infrared sensor systems, test and diagnostics, ground and airborne reconnaissance and targeting systems and platform C4 electronics to provide comprehensive and complete solutions to our Customers. These solutions deliver a technological advantage in target detection, recognition, identification, countermeasures and communication.

DRS Technologies is a wholly owned subsidiary of Finmeccanica S.p.A. which employs more than 70,000 people worldwide. For more information about DRS Technologies and the Tamarisk<sup>®</sup> family of products, please visit the company's website at [www.drsinfrared.com](http://www.drsinfrared.com).

*Camera Link<sup>®</sup> is a registered trademark of the Automated Imaging Association.*





## Photonics-based components and multi- $\mu$ -functional devices

Optical device manufacture requires command of interdisciplinary microfabrication.

CDA GmbH (Suhl, Germany) is a specialist manufacturer of optical components and solutions in plastic for photonics-based applications. CDA also provides their customers with access to several high-end technologies for the development and manufacture of complex miniature devices incorporating printable electronics components and microfluidic channels.

### Optical elements

Optical elements can be designed with spherical, aspherical or even non-rotationally-symmetric freeform surfaces, and arranged in any 2D array desired. Each individual element can comprise refractive structures exhibiting diffraction-limited performance, or binary/multi-level diffractive structures optimized to provide the best efficiency for the intended application. Both types ensure optimal optical performance in a broad range of real-world applications.


The primary intended uses for these components are for general illumination tasks, for example as diffusors or for improving efficiency in light emission from (3D) displays and OLED panels. Further applications include imaging systems for multi-channel cameras or for improving the effective fill factor of CMOS

image sensors, or as projection optics for LED, VCSEL and fiber arrays.

While silicon and glass remain important material options, the vast majority of applications are served exceptionally well by various types of plastics, such as polycarbonate, PMMA and cyclo-olefin-copolymers. These materials provide all of the performance aspects required in most applications, but are lighter, lend themselves to high volume replication via injection molding, and are more cost efficient.

### Application diversity through added functionality

CDA is additionally a champion of more complex devices that integrate several functions on a single chip. So-called 'lab-on-a-chip' and other compact but sophisticated and sensitive devices are becoming increasingly important, for example, where physical chemistry, electrical and/or optical properties need to be tested on a small scale. Appropriate devices lend themselves well to high levels of parallelization, bringing cost reductions into a design but their manufacture does require a fully integrated process chain and command of several cutting-edge microfabrication technologies.



The manufacture in plastic means producing highly complex and functional microstructures with extreme precision, and doing so very cost efficiently under mass production conditions. The CDA approach is so attractive because of the number of available process steps and due to the nature of the functionalities – optical, electronic, microfluidic – that can be combined freely so as to optimize the performance of a device for the intended application. Finally, coatings can enhance specific optical performance or induce other specific physical properties, such as hydrophilic or hydrophobic behaviour.

According to Pia Harju, Business Development Manager at CDA, "We believe the market for both micro-optical elements and for integrated devices is absolutely global and we are targeting a range of industries

including machine vision, lighting, medical devices, environmental applications and food production."

### Contact

Pia Harju,  
Business Development Manager  
CDA GmbH, Am Mittelrain 11,  
98529 Suhl, Germany  
Booth: North Hall 4110  
Tel. +49 3681 387-390  
eMail: pia.harju@cda.de  
Web: www.cda-microworld.com




# Eliminate Guesswork. See Exactly Where the Heat Is.



A35sc Kit

FLIR thermal cameras show you clear pictures of invisible heat patterns and capture thousands upon thousands of accurate, non-contact temperature values in every image all in real time.

So stop guessing with thermocouples and start making real progress instead. Begin by watching the video at [www.flir.com/a35sc](http://www.flir.com/a35sc) to learn about the affordable, new A35sc Camera Kit, designed specifically for bench top testing, machine vision, and more.



Drop by Booth #1508 to see FLIR's advanced thermal solutions for yourself.



# Top Companies Now Hiring

Visit the SPIE Career Center at booth #923 to learn more about career advancement.

SPIE  
Career  
Center



## Senior Engineer roles Ipswich, Suffolk, UK - Competitive Salary and Benefits

CIP Technologies are world leaders in photonic products and are developing advanced optoelectronic devices for the next generation of communications networks as part of the global telecommunications company, Huawei. We are looking for experienced and innovative individuals to join us in the next phase of development for our business. A list of our current vacancies is below along with a link to our website where you will find more information regarding these exciting roles:

Hybrid Photonics Test Engineer  
Optoelectronic Device Test Manager  
Senior Hybrid Photonics Assembly Engineer  
Senior MZ Designer  
Senior MZ Engineer

Senior III-V Epitaxy Engineer  
III-V Device Failure Analysis Engineer  
Senior Photonics Expert  
III-V Semi-conductor Process Engineer

<http://www.ciphotonics.com/jobs/>



## Are you an expert?



### We're hiring:

**Precision Optics Product Manager**  
Ilminster, Somerset, United Kingdom

**Electronic Engineer**  
Orlando, Florida, United States

**Vacuum Coating Technician**  
Cleveland, Ohio, United States

For more information and a full job description go to the SPIE Career Center, booth #923, email [pw13@goochandhousego.com](mailto:pw13@goochandhousego.com) or see us on booth #1723



## Gooch & Housego

ENABLING OPTICAL TECHNOLOGIES

## YOU ARE THE TALENT BEHIND THE TECHNOLOGY



Work with incredibly smart, forward-thinking people and enable leading-edge semiconductor and LED technology.



### Opportunities Include:

- Optical Engineering
- Opto-Mechanical Engineering
- Optics Lense Design



Scan this code with your Smartphone to learn more.

[www.kla-tencor.com/careers](http://www.kla-tencor.com/careers)

## NORTHROP GRUMMAN

Northrop Grumman is a leading global security company providing innovative systems, products and solutions in unmanned systems, cybersecurity, C4ISR, and logistics and modernization to government and commercial customers worldwide.

**Come visit us at the job fair located in the south hall!**  
**We have LIMITED ONSITE INTERVIEWS during the show!**  
**Electrical Engineer • Laser Scientist • Chief Engineer**  
**Senior Mechanical Engineer • Business Area Manager**

Apply for other opportunities at: <http://careers.northropgrumman.com/>



Technology that makes a difference®  
[www.poc.com/careers](http://www.poc.com/careers)

## NOW HIRING

IN THE FOLLOWING AREAS...

- Science
- Engineering
- Production
- Business Development
- Quality Assurance
- Proposals & Publications



1845 W. 205th Street Torrance, CA 90501-1510

310-320-3088

U.S. citizenship or permanent residency is required. We are proud to be an EEO/AA employer M/F/D/V. Physical Optics Corporation is an Equal Employment Opportunity (EEO) employer and welcomes all qualified applicants. Applicants will receive fair and impartial consideration without regard to race, sex, color, religion, national origin, age, disability, veteran status, genetic data, or religion or other legally protected status.



## TELEDYNE TECHNOLOGIES

Everywhere you look™

Teledyne Technologies Incorporated is an alliance of technology-base companies, serving worldwide customers in aviation, electronics, industrial and consumer markets. Behind our diverse array of products is an equally diversified team of professionals whose combined unique strengths make us a stronger global company.

Teledyne is always looking for dynamic, experienced individuals to join our team of professionals. For complete job descriptions and to apply online, please visit our careers website at [www.teledynecareers.com](http://www.teledynecareers.com)

Visit the Teledyne Booth #1917

## Join Our Team...

Visit us at  
Booth 1713



### Current Career Opportunities:

- ◆ Senior Optician – New Jersey
- ◆ Design Engineer – New Jersey
- ◆ Technical Support Manager – New Jersey
- ◆ Application Engineer – New Jersey
- ◆ Technical Marketer – New Jersey
- ◆ Mechanical Engineer – Virginia
- ◆ Electrical Engineer – Virginia
- ◆ Applications Programmer – Texas
- ◆ Systems Engineer – Texas



## One of the World's Most Respected Optical Metrology Companies Continues to Grow



For more than 40 years, Zygo Corporation has been a worldwide supplier of optical metrology instruments, high precision optical components, and electro-optical systems design and manufacturing services.

Zygo seeks to fill key openings such as:

- Mechanical Engineers
- Metrology Engineers
- Manufacturing Engineers
- Business Development
- Program Management

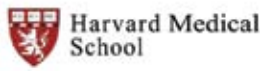


Visit Zygo at Booth #1107.

APPLICANTS APPLY ONLINE ONLY AT: <http://www.zygo.com>Careers>

# Now Hiring

SPIE  
Career  
Center



## Postdoctoral Fellow (Biomedical Optics) Opportunities


Wellman Center for Photomedicine: Massachusetts General Hospital  
Boston, MA USA

Postdoctoral research opportunities for the Guillermo Tearney Group are available in the area of biomedical optics at Massachusetts General Hospital in the Wellman Center for Photomedicine. This appointment will be made at the rank of postdoctoral fellow at Harvard Medical School. MGH's role as a leading teaching affiliate of Harvard Medical School and close ties to Harvard University and MIT provide an outstanding environment for developing and translating new OCT technologies with applications in basic and clinical research.

This position will focus on the development and clinical application of new optical diagnostic techniques such as next-generation photoacoustic imaging, optical coherence tomography, NIR, fluorescence, and Raman spectroscopy, laser speckle analysis, endoscopic confocal microscopy, multimodality imaging, ultraminiature endoscopy, and image-guided therapy. A PhD (or equivalent) in Biomedical Engineering, Physics, Electrical Engineering or a related field is required.

*\*Interested candidates should send their CV and cover letter describing training and research experience to: Princess Cruz at [tearneylabsearch@partners.org](mailto:tearneylabsearch@partners.org)*

**QUARTUS**  
ENGINEERING  
Innovative, Accurate, & Efficient



### WE PROVIDE:

**Optical Design** – Lens Design, Tolerance & Stray Light Analyses, Laser Systems, Sensors, Illumination Sources

**Opto-Mechanical Design** – Optical Mounting, Precision Mechanics, Vibration Isolation, Thermal Compensation, Mechanisms, DFMA

**Analysis** – Structural/Dynamics, Optimization, Non-linear Methods, Coupled CFD/Thermal, Integrated Opto-Mech

**Build** – Cleanroom Assembly and Alignment, Prototyping, Low-Volume Production

**Test** – Lab Characterization, Validation Over Environments, Model Correlation


Quartus Engineering Incorporated  
[www.quartus.com](http://www.quartus.com) • 858-875-6000

Visit  
us at Booth  
5509

## BEAM MATE

### Compact Low Noise Green Laser Module

Stable reliable light source  
High energy efficiency  
Competitively priced  
Easy installation  
Highest quality



Built in Control Board  
and Peltier Module

Low Operating Voltage  
2.7 — 3.3 Vdc  
(E.g. 2x AA)

Power 10 mW

Compact Body  
50mm Length

Low Optical Noise  
< 1% rms

Accurate  
Wavelength  
532 ±1nm

### SHIMADZU PRECISION INSTRUMENTS, INC.

2340-C Walsh Avenue

Santa Clara, CA 95051 USA

P: 408-566-0960 | F: 408-566-0961

E: [Kvarble@shimadzuvacuum.com](mailto:Kvarble@shimadzuvacuum.com)



**ase**  
OPTICS

A Rochester Precision Optics Company

## Contract Optical Engineering

Discovery Service  
20 hours of engineering  
for \$1950

Visit us at booth 4024

## Turn light years into light seconds.

If you're not using FRED Optical Engineering Software from Photon Engineering in your prototype design-build process then, frankly, you're wasting precious time.

FRED is the most flexible, accurate and fastest optomechanical design and analysis tool available. FRED streamlines the design-build process, eliminating the need to develop multiple prototypes by helping you get it right the first time, every time.

*So get more done, more quickly and with less effort. Get to know FRED from Photon Engineering.*

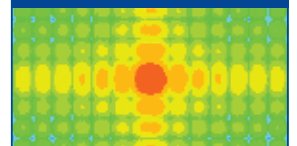
520.733.9557  
440 S. Williams Blvd., Suite 106  
Tucson, Arizona 85711

[www.photonengr.com](http://www.photonengr.com)


**Photon**  
ENGINEERING  
*Illuminating Ideas*

Learn all the ways FRED can speed up your optomechanical design and analysis projects. Contact Photon Engineering today.

FRED –  
the right solution  
every time.



Coherent beam propagation



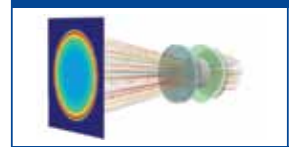
Stray light analysis



Illumination and non-imaging optical design



Multi-wavelength characterization



Imaging system analysis




Thermal imagery

**4D** 4D Technology

**SEE**  
what you've  
been missing.



Dynamic Laser Interferometers



Micropolarizer Cameras



Dynamic Surface Profilers

See us at Photonics West, South Hall, Booth 822.

**Optics Technology**<sub>inc</sub>

Custom  
Microscope Objective  
and other  
Micro-imaging Devices



Optics Technology, Inc.

3800 Monroe Avenue, Pittsford, NY 14534 USA

Phone: +1(585)586-0950 Fax: +1(585)248-2371 sales@optics technology.com

www.opticstechnology.com

visit us at booth #832 South Hall

Accuracy.  
Reliability.  
Confidence.

High-Accuracy Laser Wavelength Meters



High-Resolution Laser Spectrum Analyzers



DWDM Wavelength Testing



Please visit us  
at booth #734

**Bristol**  
Instruments

The Power of Precision

Bristol Instruments

585-924-2620

www.bristol-inst.com

info@bristol-inst.com

## Optogenetics: shedding light on depression?

A standing-room-only audience heard Karl Deisseroth of Stanford University, the man affectionately referred to by another speaker as the “in-house genius” of optogenetics, describe the strides now being made in that field and some of the implications for the understanding of behavior.

Current advances exploit developments in both the biochemical markers added into neural circuitry, and the optical methods used to then activate or regulate them — the twin principles on which optogenetics is based.

Originally derived from studies of algae, the modern variants of these markers can have highly complex chemical structures that directly influence how they respond to irradiation. Deisseroth described an extreme case of markers which remain activated for several minutes, after irradiation measured in milliseconds.

“Developing markers which respond faster to the action of light is a molecular engineering task,” he noted

in a keynote presentation to open the new BiOS conference *Optogenetics and hybrid-optical control of cells*. “We have found that the time taken for the markers to deactivate after irradiation is a critical factor; the faster this deactivation happens, the less sensitive they become to irradiation in the first place. On the other hand, we can exploit this by deliberately slowing down the deactivation, and hence greatly increasing the sensitivity.”

Some of the most fascinating work involves mapping the neural dynamics accompanying the manifestation of certain depressive symptoms, a potentially profound area of study.

Deisseroth described apparatus which humanely suspends a rodent in water until it passes from active and struggling behavior into a more passive, “hopeless” stage. A fiber-optic system uses optogenetic methods to monitor the activity in certain neurons in the frontal cortex during the transition, neurons already associated with

states of “hopefulness” in human beings.

“High-speed optical stimulation of the relevant neurons gives a causal understanding of what is happening in circuit-dynamic terms, for example identifying the exact point when neuron activity ramps up,” he said.

Once the neural circuitry involved is mapped, it might then be possible to affect those mental states by changing the behavior of the neurons. Deisseroth described how similar optogenetics approaches were now shedding light on the influence of dopamine on risk/reward behavior, and on the significance of certain neurons to cocaine addiction.

“It is still early days with a great deal left to understand about the causal dynamics involved in these states of mind, but it is a very interesting area. And it is still surprising that this understanding ultimately stems from those first studies of algae.”

TIM HAYES

## Bringing STED to the masses

Substituting for nanoscopy pioneer and listed BiOS keynote speaker Stefan Hell on Sunday morning were colleagues Johann Engelhardt and Matthias Henrich from the German Cancer Research Center in Heidelberg, who described two ways in which Hell’s ground breaking approach to microscopy is being developed for wider use.

The “Quadscanner” is designed to make stimulated emission depletion (STED) microscopy equipment, used to defeat the optical diffraction limit, far more compact and convenient.

Using an “EasySTED” half-wave phase plate, a two-axis scanner and an adjustable pivot in the objective lens, it does away with the need for a special scanning lens, and enables a shoebox-sized STED add-on that can be mounted to the side port of a conventional microscope. Engelhardt said that the tool is able to image down to 4.1nm with a 100x objective, offering a 5ns time resolution and a field size of 80 microns.

Following up, Henrich described efforts to replace the bulky and expensive lasers typically found in a STED microscope with semiconductor sources. In the past, that has been regarded as something of a dead-end, because of the combination of high repetition rate, picosecond pulse width and, in particular, the high laser intensity that is required to “switch off” dye fluorescence — the way that STED beats the diffraction limit.

By using time-gated STED, it is possible to use semiconductor lasers in place of the usual Ti: sapphire, parametric oscillator or fiber lasers, provided that trading off some resolution is acceptable.

Using a 765nm diode laser and a tapered amplifier, it was possible to yield images with a resolution of 60nm — suggesting that, for some applications, the approach might be suitable.

Compared with the conventional setups, he said that STED microscopes featuring the semiconductor sources were “potentially orders of magnitude less expensive.” He concluded: “We think that this laser architecture could lead to STED being introduced into many more biology labs.”

MIKE HATCHER

## Inspired by insects

The new BiOS conference covering *Bioinspired, Biointegrated and Bioengineered Photonic Devices* kicked off in lively fashion early on Saturday morning with a keynote talk from University of Illinois at Urbana-Champaign’s John Rogers.

Rogers’ team at UIUC has been working on new types of electronic cameras inspired by nature — from the human retina to the compound eyes found in insects — for several years, and has developed hydraulic hemispherical devices that bend and stretch elastically to change focus.

Cameras like this can outperform conventional flat planar detectors that need relatively complex optics, and deliver better focusing at the periphery of the image.

Most recently, the UIUC researchers have produced a compound insect eye based on a stretchable microlens array coupled with a silicon-on-insulator (SOI) photodetector array. Although the elastomeric array is stretched into the familiar bulging shape of an insect eye, the vast majority of the strain in

the material system is confined to the areas between the microlenses and photodetectors — meaning that good focusing performance is maintained.

With only a few hundred elements, Rogers described the team’s engineered insect eye as “more ant than dragonfly” (dragonfly eyes comprise tens of thousands of optical elements). And although the technology requires plenty more development before it can be used in applications, perhaps to protect individual detectors receiving stray light hitting adjacent microlenses, it could have potential uses in defense and biomedicine.

For example, said Rogers, DARPA has a long-standing interest in the development of night vision goggles, and the compound eyes could help to reduce the weight of the goggles carried by soldiers currently. In medicine, a compound eye could be used in endoscopy.

The keynote was followed up with



talks from TU Dresden’s Malte Gather, part of the team that in 2011 created the very first laser based on a living biological material — a human cell and a jellyfish protein — and Harvard University’s Mathias Kolle, on replicating the optical properties of the shiny blue fruit from South America *Margaritaria nobilis* and the color-changing butterfly *Pierella luna*.

That represented just the start of the new BiOS theme, and Gather is hopeful that in the future this conference could feature such advanced bio-inspired devices as self-healing lasers and *in vivo* light sources.

MIKE HATCHER

## Hot topics

continued from p.01

limit the effectiveness of conventional optics to do the job. More dramatically, optogenetics could allow ‘remote control’ of the pacemaker cells in an intact heart and control its beating, as studies of zebra fish have demonstrated. The approach even holds the tantalizing prospect of treating loss of vision. “Macular degeneration leaves a residual cell body behind,” said Bamberg. “Activating that cell body by using a light-driven protein such as halorhodopsin might help us to return the cell back to what it used to do.”

One requirement of optogenetics is extremely fine control over the locations where the irradiating light and opsin proteins interact — otherwise the goal of establishing the roles of specific neurons becomes considerably more difficult. Dan Oron of the Weizmann Institute explained that temporal focusing, a non-linear phenomenon allow-

through 500 microns of turbid tissue, something that a potential such as adaptive optics could not achieve. “Temporal focusing helps us get closer to the original intention, of exciting just one single neuron at a time,” he commented.

## Next-gen OCT

With MIT’s James Fujimoto welcoming the crowds to the event alongside BiOS co-chair Rox Anderson, it was no surprise to see optical coherence tomography (OCT) on the agenda. But what MIT’s Ben Potsaid — a colleague of Fujimoto’s presented shows just how far the technology has progressed since Fujimoto’s breakthrough research in the mid-1990s.

The swept-source variant of the OCT technique described by Potsaid, enabled by a MEMS-tunable 1310nm vertical-cavity surface emitting laser (VCSEL) provided by Thorlabs, promises to add another dimension to OCT imaging — literally.

While spectral-domain imaging added speed to the early promise of the original time-domain approach, the technique’s fundamental weakness has remained the inability to see beyond a depth of two or three millimeters, restricting OCT to surface analysis.

That is set to change. The swept-source approach developed at MIT has shown an unprecedented coherence

length in excess of a meter — a fifty-fold improvement on commercial OCT. As a result, it could now be used to image not just the retina, but the eye’s entire structure. And thanks to the rapid switching speed of the electrostatic MEMS chip, an “ascan” rate of 1.2MHz is now possible. That is 25 times faster than spectral-domain OCT, and represents another world-best.

Jonathan Sorger, the director of medical research at Intuitive Surgical, highlighted what appears to be a fast-growing opportunity for photonics in the world of medical robots. With some 500,000 surgical procedures using robots in the US last year, from hysterectomies to minimally-invasive heart

bypasses, surgeons stand to benefit hugely from optical technologies that can assist them by helping to guide the robot, show the full extent of tumors, or the presence of nerve tissues.

But Sorger stressed that surgeons would not want anything to hold them up, so for any photonics technologies to be used in a clinical setting with surgical robots, speed is of the essence. “Surgeons don’t like waiting more than 100 milliseconds,” he said.

One major opportunity could be in prostatectomies. At present, surgeons tend to remove the entire organ when treating prostate cancer, with a very high risk of side effects because of the large number of nerves present within the prostate tissues and the difficulty in distinguishing diseased cells from healthy ones.

## New imaging modalities

Two imaging modalities set to move out of the laboratory and into the clinic could bring significant benefits for clinicians and patients, thanks to their ability to image blood flow and hemodynamics more accurately than conventional optics. Laser speckle imaging (LSI), in which the speckle effects caused by temporal fluctuations are integrated over a long enough time period to yield quantitative imaging data, is not a new technique, but is now finding new applications in surgical procedures where blood flow mapping is critical.

“There is potential for using LSI in image-guided laser surgery, providing real-time guidance on blood flow to the surgeon,” said Bernard Choi of the Beckman Laser Institute. Examples could include removal of port-wine stain (PWS) birthmarks, where inefficient treatment of all relevant blood vessels can mean the condition subsequently returns.

One issue with LSI can be the effect of local optical effects on speckle contrast measurements, but a solution is to combine LSI with the second technique, coherent spatial frequency domain imaging (cSFDI). cSFDI measures both absorption and scattering properties of tissue, and in combination with LSI can give absolute quantization of blood flow in *in-vivo* systems. “In the future, both LSI and cSFDI will move towards point-of-care use with simple optical equipment, perhaps even a

DSLR camera,” said Choi.

Mapping the functional connections playing a part in spontaneous brain activity used to require making an animal carry out a particular task and mapping what happened in the functional cortex while it did so. “Now we think the ‘noise’, the background brain activity that is always present, can also contain important information,” said Joe Culver of Washington University in St Louis.

One technique for analyzing this information is functional connectivity optical intrinsic signal imaging (fcOIS), which monitors changes in the intensity of light reflected from the surface of tissues as blood flows through them. This method has now revealed the first functional connectivity maps in mice, perhaps allowing study of how Alzheimer’s disease progresses in the animal.

Another promising new modality is high-definition diffuse optical tomography (HD-DOT) using near-IR illumination, deliberately addressing a regime where light propagation is dominated by multiple scattering effects. This can identify the active regions of the brain during activities such as speaking, hearing or even visualizing in the imagination. The challenges here are now field of view, resolution, and wearability in a clinical context. “Can this technique ultimately achieve all we would wish? Yes it can, and in about three years,” enthused Culver.

## Flow cytometry: a next-gen blood test?

Rounding up the Hot Topics session was the University of Arkansas’ Vladimir Zharov, with an intriguing presentation of the potential to introduce an entirely new kind of blood test based on photoacoustic flow cytometry. Whereas the familiar blood test involves taking a small sample to analyze, what Zharov’s work suggests is the ability to test a patient’s entire blood volume — and therefore picking up on the presence of any cells that could easily be missed using the conventional approach.

Zharov said that the optical *in vivo* blood test had shown the ability to detect circulating tumor cells — indicating the movement of a dangerous metastatic cancer around the body — far more quickly than conventional tests in animal experiments.

MIKE HATCHER AND TIM HAYES



SPIE President Bill Arnold hands BiOS conference co-chair James Fujimoto the 2013 Britton Chance Biomedical Optics Award. Photo: Amy Nelson/SPIE.

ing patterned multiphoton excitation, could be the best answer.

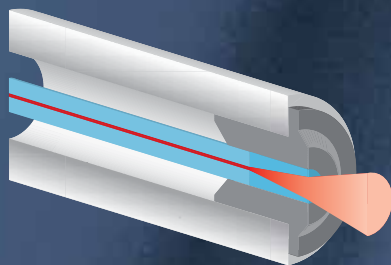
“Axial confinement of the illumination onto small excitation areas is not automatically beneficial for some applications, but it can be for this one,” he said. “Two-photon excitation, in which the excitation probability scales with the peak intensity of illumination, is a solution.” The version of this technique known as temporal focusing involves the use of a diffraction grating operating on the image plane of the objective lens, a method first applied to wide-field two-photon microscopy and now finding use in optogenetics.

Oron showed how temporal focusing was used to maintain image quality


# THE LEADER IN FIBER OPTIC CONNECTOR TECHNOLOGY



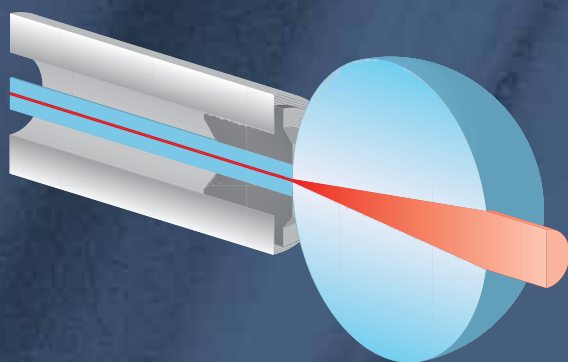
WHERE POWER  
AND PRECISION CONVERGE



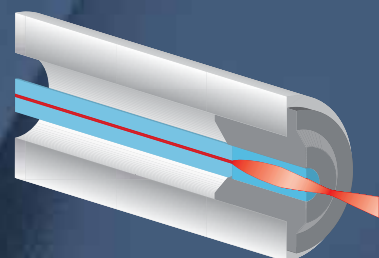
Diverging



Collimated & connected



Collimated



Focused



FOR OVER 30 YEARS, DIAMOND HAS BEEN AT THE FOREFRONT OF INNOVATION IN FIBER OPTIC CONNECTOR TECHNOLOGY

Visit us at Photonics West, booth #4240

[www.diamond-fo.com](http://www.diamond-fo.com)

Headquarter Switzerland: DIAMOND SA, via dei Patrizi 5, CH-6616 Losone, tel. +41 91 785 45 45



# Think you know Gooch & Housego?

G&H super polished mirrors helped guide Mars Curiosity to a safe landing

G&H hyperspectral imaging systems are advancing cancer diagnostics

G&H optics enable the latest generation of laser rangefinders

G&H OCT modules allow greater efficiency in medical imaging systems

G&H provide modulation solutions for the world's leading fiber lasers

G&H optics are helping make fusion power possible

G&H instruments measure the efficiency of LED lighting systems

G&H optics are key in developing more fuel efficient engines

## Discover how our expertise can work for you

on booth #1723



# Gooch & Housego

**ENABLING OPTICAL TECHNOLOGIES**

[www.goochandhousego.com](http://www.goochandhousego.com) | [sales@goochandhousego.com](mailto:sales@goochandhousego.com)